

**Holding of Specified Securities**

**Annexure - I**

1. Name of Listed	VXL INSTRUMENTS LTD		
2. Scrip Code/Name of Scrip/Class of			
3. Share Holding Pattern Filed under: Reg. 31(1)(a)/Reg. 31(1)(b)/Reg.31(1)(c)			
a. If under 31(1)(b) then indicate the report for Quarter ending	30-09-2018		
b. If under 31(1)(c) then indicate date of allotment/extinguishment			
4. Declaration: The Listed entity is required to submit the following declaration to the extent of submission of information:-			
	<b>Particulars</b>	<b>Yes*</b>	<b>No*</b>
1	Whether the Listed Entity has issued any partly paid up shares?		✓
2	Whether the Listed Entity has issued any Convertible Securities or Warrants?		✓
3	Whether the Listed Entity has any shares against which depository receipts are issued?		✓
4	Whether the Listed Entity has any shares in locked-in?		✓
5	Whether any shares held by promoters are pledge or otherwise encumbered?		✓
* If the Listed Entity selects the option 'No' for the questions above, the columns for the partly paid up shares, Outstanding Convertible Securities/Warrants, depository receipts, locked-in shares, No of shares pledged or otherwise encumbered by promoters, as applicable, shall not be displayed at the time of dissemination on the Stock Exchange website. Also wherever there is 'No' declared by Listed Entity in above table the values will be considered as 'Zero' by default on submission of the format of holding of specified securities.			



**For VXL Instruments Limited**  
  
**Narayana Bhat**  
**CFO & Company Secretary**

Table I - SUMMARY STATEMENT HOLDING OF SPECIFIED SECURITIES

Category (I)	Category of shareholder (II)	No.s of Share holders (III)	No. of fully paid up equity Share held (IV)	No.s of Partly paid-up equity Share held (V)	No. of shares underlying Depository Receipts (VI)	Total nos. shares held (VII)= (IV)+(V)+(VI)	Shareholding as a % of total no. of shares (calculated as per SCRR, 1957) (VIII) As a % of (A+B+C2)	Number of Voting Rights held in each class of securities (IX)			No. of Shares Underlying Outstanding convertible securities (including Warrants) (X)	Shareholding, as a % assuming full conversion of convertible securities (as a % of diluted share capital)	Number of Locked in shares (XII)		Number of Shares pledged or otherwise encumbered (XIII)		Number of equity shares held in dematerialized form (XIV)	
								No of Voting Rights		Total as a % of (A+B+C)			No. (a)	As a % of total shares held (b)	No. (a)	As a % of total shares held (b)		
								Class Equity x	Class Others y									Total
(A)	Promoter & Promoter Group	10	1443030	0	0	1443030	10.8297	1443030	0	1443030	10.8297	0	10.8297	0	0.0000	0	0.0000	1443030
(B)	Public	4403	11881770	0	0	11881770	89.1703	11881770	0	11881770	89.1703	0	89.1703	0	0.0000	NA	NA	5439270
(C)	Non Promoter-Non Public	0	0	0	0	0	0	0	0	0	0.0000	0	0.0000	0	0.0000	NA	NA	0
(C1)	Shares underlying DRs	0	0	0	0	0	NA	0	0	0	0.0000	0	0.0000	0	0.0000	NA	NA	0
(C2)	Shares held by Employee Trusts	0	0	0	0	0	0	0	0	0	0.0000	0	0.0000	0	0.0000	NA	NA	0
	<b>Total</b>	<b>4413</b>	<b>13324800</b>	<b>0</b>	<b>0</b>	<b>13324800</b>		<b>13324800</b>	<b>0</b>	<b>13324800</b>	<b>100.0000</b>	<b>0</b>	<b>100.0000</b>	<b>0</b>	<b>0.0000</b>			<b>6882300</b>

For VXL Instruments Limited  
  
 Karayana Bhat  
 CFO & Company Secretary

3		Non-institutions																	
(a.1)	Individuals - i. Individual shareholders holding nominal share capital up to Rs. 1 lakhs.	4258	1170406	0	0	1170406	8.7837	1170406	0	1170406	8.7837	0	8.7837	0	0.0000	NA	NA	1004606	
(a.2)	INDIVIDUAL - ii. Individual shareholders holding nominal share capital in excess of Rs. 1 lakhs.	19	909408	0	0	909408	6.8249	909408	0	909408	6.8249	0	6.8249	0	0.0000	NA	NA	909408	
	ANKUR PODDAR	ANKPP5447R	1	148109	0	0	148109	1.1115	148109	0	148109	1.1115	0	1.1115	0	0.0000	NA	NA	148109
(b)	NBFCs registered with RBI		0	0	0	0	0.0000	0	0	0	0.0000	0	0.0000	0	0.0000	NA	NA	0	
(c)	Employee Trusts		0	0	0	0	0.0000	0	0	0	0.0000	0	0.0000	0	0.0000	NA	NA	0	
(d)	Overseas Depositories (holding DRs) (balancing figure)		0	0	0	0	0.0000	0	0	0	0.0000	0	0.0000	0	0.0000	NA	NA	0	
(e)	Any Other(BODIES CORPORATE)		79	1296783	0	0	1296783	9.7321	1296783	0	1296783	9.7321	0	9.7321	0	0.0000	NA	NA	1287583
	PRIYA LIMITED	AAACP2210Q	1	900000	0	0	900000	6.7543	900000	0	900000	6.7543	0	6.7543	0	0.0000	NA	NA	900000
(e)	Any Other(CLEARING MEMBER)		5	1489	0	0	1489	0.0112	1489	0	1489	0.0112	0	0.0112	0	0.0000	NA	NA	1489
(e)	Any Other(FOREIGN NATIONALS)		7	437600	0	0	437600	3.2841	437600	0	437600	3.2841	0	3.2841	0	0.0000	NA	NA	150100
(e)	Any Other(NON RESIDENT INDIANS (NON REPAT))		8	241185	0	0	241185	1.8100	241185	0	241185	1.8100	0	1.8100	0	0.0000	NA	NA	241185
	SAROJ BHUWANIA	AAHPB4333N	1	220891	0	0	220891	1.6577	220891	0	220891	1.6577	0	1.6577	0	0.0000	NA	NA	220891
(e)	Any Other(NON RESIDENT INDIANS (NRI))		3	176100	0	0	176100	1.3216	176100	0	176100	1.3216	0	1.3216	0	0.0000	NA	NA	0
	LOK NATH AGARWALA		1	175000	0	0	175000	1.3133	175000	0	175000	1.3133	0	1.3133	0	0.0000	NA	NA	0
(e)	Any Other(NON RESIDENT INDIANS (REPAT))		13	16654	0	0	16654	0.1250	16654	0	16654	0.1250	0	0.1250	0	0.0000	NA	NA	16654
(e)	Any Other(OVERSEAS BODIES CORPORATES)		4	7585600	0	0	7585600	56.9284	7585600	0	7585600	56.9284	0	56.9284	0	0.0000	NA	NA	1785600
	DAYMOUNT LIMITED	AACCD8014C	1	1785600	0	0	1785600	13.4006	1785600	0	1785600	13.4006	0	13.4006	0	0.0000	NA	NA	1785600
	AUROTECH TECHNOLOGIES DMCC	AAQCA8471L	1	1925000	0	0	1925000	14.4467	1925000	0	1925000	14.4467	0	14.4467	0	0.0000	NA	NA	0
	TEFULI LIMITED		1	1950000	0	0	1950000	14.6344	1950000	0	1950000	14.6344	0	14.6344	0	0.0000	NA	NA	0
	TINTUR INVESTMENTS LIMITED		1	1925000	0	0	1925000	14.4467	1925000	0	1925000	14.4467	0	14.4467	0	0.0000	NA	NA	0
	SUB TOTAL (B)(3)		4396	11835225	0	0	11835225	88.8210	11835225	0	11835225	88.8210	0	88.8210	0	0.0000	NA	NA	5396625
	Total Public Shareholding (B) = (B)(1)+(B)(2)+(B)(3)		4403	11881770	0	0	11881770	89.1703	11881770	0	11881770	89.1703	0	89.1703	0	0.0000	NA	NA	5439270

Details of the shareholders acting as persons in Concert including their Shareholding (No. and %): 0

Details of Shares which remain unclaimed may be given here along with details such as number of shareholders, outstanding shares held in demat/unclaimed suspense account, voting rights which are frozen etc.

Note:

(1) PAN would not be displayed on website of Stock Exchange(s).

(2) The above format needs to be disclosed along with the name of following persons: Institutions/Non Institutions holding more than 1% of total number of shares.


For VXL Instruments Limited  
  
Mareyana Bhat  
CFO & Company Secretary

Table III - STATEMENT SHOWING SHAREHOLDING PATTERN OF THE PUBLIC SHAREHOLDER

	Category & Name of the shareholders (I)	PAN (II)	No.s of Share holders (III)	No. of fully paid up equity Share held (IV)	Partly paid-up equity Share held (V)	No.s of shares underlying Depository Receipts (VI)	Total nos. shares held (VII)= (IV)+(V)+(VI)	Shareholding % calculated as per SCRR,1957) As a % of (A+B+C2) (VIII)	Number of Voting Rights held in each class of securities (IX)			No. of Shares Underlying Outstanding convertible securities (including Warrants) (X)	Total Shareholding, as a % assuming full conversion of convertible securities( as a percentage of diluted share capital)	Number of Locked in shares (XII)		Number of Shares pledged or otherwise encumbered (XIII)		Number of equity shares held in dematerialized form (XIV)	
									No of Voting Rights		Total as a % of Total Voting Rights			No. (a)	As a % of total shares held (b)	No. (Not applicable) (a)	As a % of total shares held (b)		
									Class Equity X	Class Others Y									Total
1	Institutions																		
(a)	Mutual Funds		4	3000	0	0	3000	0.0225	3000	0	3000	0.0225	0	0.0225	0	0.0000	NA	NA	0
(b)	Venture Capital Funds		0	0	0	0	0	0.0000	0	0	0	0.0000	0	0.0000	0	0.0000	NA	NA	0
(c)	Alternate Investment Funds		0	0	0	0	0	0.0000	0	0	0	0.0000	0	0.0000	0	0.0000	NA	NA	0
(d)	Foreign Venture Capital		0	0	0	0	0	0.0000	0	0	0	0.0000	0	0.0000	0	0.0000	NA	NA	0
(e)	Foreign Portfolio Investors		1	42645	0	0	42645	0.3200	42645	0	42645	0.3200	0	0.3200	0	0.0000	NA	NA	42645
(f)	Financial Institution/Banks		2	900	0	0	900	0.0068	900	0	900	0.0068	0	0.0068	0	0.0000	NA	NA	0
(g)	Insurance Companies		0	0	0	0	0	0.0000	0	0	0	0.0000	0	0.0000	0	0.0000	NA	NA	0
(h)	Provident Funds/ Pension		0	0	0	0	0	0.0000	0	0	0	0.0000	0	0.0000	0	0.0000	NA	NA	0
	SUB TOTAL (B)(1)		7	46545	0	0	46545	0.3493	46545	0	46545	0.3493	0	0.3493	0	0.0000	NA	NA	42645
2	Central / State government(s)																		
(a)	Central Government/ State Government(s)/President of India		0	0	0	0	0	0.0000	0	0	0	0.0000	0	0.0000	0	0.0000	NA	NA	0
	SUB TOTAL (B)(2)		0	0	0	0	0	0.0000	0	0	0	0.0000	0	0.0000	0	0.0000	NA	NA	0



For VXL Instruments Limited  
  
 Narayana Bhat  
 CFO & Company Secretary

Table II - STATEMENT SHOWING SHAREHOLDING PATTERN OF THE PROMOTER AND PROMOTER GROUP

Category & Name of the shareholders (I)	PAN (II)	No of Share holders (III)	No of fully paid up equity Shares held (IV)	Partly paid-up equity Share held (V)	No. of shares underlying Depository Receipts (VI)	Total nos. shares held (VII)= (IV)+(V)+(VI)	Shareholding % calculated as per SCRR,1957 As a % of (A+B+C2) (VIII)	Number of Voting Rights held in each class of securities (IX)			No. of Shares Underlying Outstanding convertible securities (including Warrants) (X)	Shareholding, as a % assuming full conversion of convertible securities (as a % of diluted share capital) (XI)=(VII)+(X) As a % of (A+B+C2)	Number of Locked in shares (XII)		Number of Shares pledged or otherwise encumbered (XIII)		Number of equity shares held in dematerialized form (XIV)	
								No of Voting Rights		Total as a % of (A+B+C)			No. (a)	As a % of total shares held (b)	No. (a)	As a % of total shares held (b)		
								Class Equity x	Class Others y									Total
<b>1 Indian</b>																		
<b>(a) Individuals/Hindu undivided Family</b>																		
M V NAGARAJ	AAHPN2370F	1	319050	0	0	319050	2.3944	319050	0	319050	2.3944	0	2.3944	0	0.0000	0	0.0000	319050
ARVIND VITHAL KASARGOD	ABAPK4683N	1	100	0	0	100	0.0008	100	0	100	0.0008	0	0.0008	0	0.0000	0	0.0000	100
DEVYANI DCRUZ	ABMPD9200E	1	9100	0	0	9100	0.0683	9100	0	9100	0.0683	0	0.0683	0	0.0000	0	0.0000	9100
M V SHETTY	ABOPS9474R	1	29920	0	0	29920	0.2245	29920	0	29920	0.2245	0	0.2245	0	0.0000	0	0.0000	29920
LAXMI MUNDKUR	ACEPM1433B	1	400740	0	0	400740	3.0075	400740	0	400740	3.0075	0	3.0075	0	0.0000	0	0.0000	400740
PRAVINA V SHETTY	AFSPS7483Q	1	263880	0	0	263880	1.9804	263880	0	263880	1.9804	0	1.9804	0	0.0000	0	0.0000	263880
JAYALAKSHMI SHYAM	AHPPJ3770Q	1	16240	0	0	16240	0.1219	16240	0	16240	0.1219	0	0.1219	0	0.0000	0	0.0000	16240
KUMAR SHYAM	AXRPS8688N	1	387900	0	0	387900	2.9111	387900	0	387900	2.9111	0	2.9111	0	0.0000	0	0.0000	387900
RISHABH SHETTY	CNUPS7777K	1	100	0	0	100	0.0008	100	0	100	0.0008	0	0.0008	0	0.0000	0	0.0000	100
RIDHIMA SHETTY	COEPS5687B	1	16000	0	0	16000	0.1201	16000	0	16000	0.1201	0	0.1201	0	0.0000	0	0.0000	16000
<b>Total</b>		<b>10</b>	<b>1443030</b>	<b>0</b>	<b>0</b>	<b>1443030</b>	<b>10.8297</b>	<b>1443030</b>	<b>0</b>	<b>1443030</b>	<b>10.8297</b>	<b>0</b>	<b>10.8297</b>	<b>0</b>	<b>0.0000</b>	<b>0</b>	<b>0.0000</b>	<b>1443030</b>
<b>(b) Central Government/State Government(s)</b>																		
<b>Total</b>		<b>0</b>	<b>0</b>	<b>0</b>	<b>0</b>	<b>0</b>	<b>0.0000</b>	<b>0</b>	<b>0</b>	<b>0</b>	<b>0.0000</b>	<b>0</b>	<b>0.0000</b>	<b>0</b>	<b>0.0000</b>	<b>0</b>	<b>0.0000</b>	<b>0</b>
<b>(c) Financial Institutions/Banks</b>																		
<b>Total</b>		<b>0</b>	<b>0</b>	<b>0</b>	<b>0</b>	<b>0</b>	<b>0.0000</b>	<b>0</b>	<b>0</b>	<b>0</b>	<b>0.0000</b>	<b>0</b>	<b>0.0000</b>	<b>0</b>	<b>0.0000</b>	<b>0</b>	<b>0.0000</b>	<b>0</b>
<b>Sub-Total (A)(1)</b>		<b>10</b>	<b>1443030</b>	<b>0</b>	<b>0</b>	<b>1443030</b>	<b>10.8297</b>	<b>1443030</b>	<b>0</b>	<b>1443030</b>	<b>10.8297</b>	<b>0</b>	<b>10.8297</b>	<b>0</b>	<b>0.0000</b>	<b>0</b>	<b>0.0000</b>	<b>1443030</b>
<b>2 Foreign</b>																		
<b>(a) Individuals(Non-Resident Individuals/Foreign Individuals)</b>																		
<b>Total</b>		<b>0</b>	<b>0</b>	<b>0</b>	<b>0</b>	<b>0</b>	<b>0.0000</b>	<b>0</b>	<b>0</b>	<b>0</b>	<b>0.0000</b>	<b>0</b>	<b>0.0000</b>	<b>0</b>	<b>0.0000</b>	<b>0</b>	<b>0.0000</b>	<b>0</b>
<b>(b) Government</b>																		
<b>Total</b>		<b>0</b>	<b>0</b>	<b>0</b>	<b>0</b>	<b>0</b>	<b>0.0000</b>	<b>0</b>	<b>0</b>	<b>0</b>	<b>0.0000</b>	<b>0</b>	<b>0.0000</b>	<b>0</b>	<b>0.0000</b>	<b>0</b>	<b>0.0000</b>	<b>0</b>
<b>(c) Institutions</b>																		
<b>Total</b>		<b>0</b>	<b>0</b>	<b>0</b>	<b>0</b>	<b>0</b>	<b>0.0000</b>	<b>0</b>	<b>0</b>	<b>0</b>	<b>0.0000</b>	<b>0</b>	<b>0.0000</b>	<b>0</b>	<b>0.0000</b>	<b>0</b>	<b>0.0000</b>	<b>0</b>
<b>(d) Foreign Portfolio Investor</b>																		
<b>Total</b>		<b>0</b>	<b>0</b>	<b>0</b>	<b>0</b>	<b>0</b>	<b>0.0000</b>	<b>0</b>	<b>0</b>	<b>0</b>	<b>0.0000</b>	<b>0</b>	<b>0.0000</b>	<b>0</b>	<b>0.0000</b>	<b>0</b>	<b>0.0000</b>	<b>0</b>
<b>Sub-Total (A)(2)</b>		<b>0</b>	<b>0</b>	<b>0</b>	<b>0</b>	<b>0</b>	<b>0.0000</b>	<b>0</b>	<b>0</b>	<b>0</b>	<b>0.0000</b>	<b>0</b>	<b>0.0000</b>	<b>0</b>	<b>0.0000</b>	<b>0</b>	<b>0.0000</b>	<b>0</b>
<b>Total Shareholding of Promoter and Promoter Group (A) = (A)(1)+(A)(2)</b>		<b>10</b>	<b>1443030</b>	<b>0</b>	<b>0</b>	<b>1443030</b>	<b>10.8297</b>	<b>1443030</b>	<b>0</b>	<b>1443030</b>	<b>10.8297</b>	<b>0</b>	<b>10.8297</b>	<b>0</b>	<b>0.0000</b>	<b>0</b>	<b>0.0000</b>	<b>1443030</b>

Details of Shares which remain unclaimed may be given here along with details such as number of shareholders, outstanding shares held in demat/unclaimed suspense account, voting rights which are frozen etc.

Note:  
 (1) PAN would not be displayed on website of Stock Exchange(s).  
 (2) The term "Encumbrance" has the same meaning as assigned under regulation 28(3) of SEBI (Substantial Acquisition of Shares and Takeovers) Regulations, 2011.


For VXL Instruments Limited  
  
 Narayana Bhat  
 CFO & Company Secretary

**Table IV - STATEMENT SHOWING SHAREHOLDING PATTERN OF THE NON PROMOTER - NON PUBLIC SHAREHOLDER**

Category & Name of the shareholders (I)	PAN (II)	No. of Share holders (III)	No. of fully paid up equity Share held (IV)	Partly paid-up equity Share held (V)	No.s of shares underlying Depository Receipts (VI)	Total no. shares held (VII)= (IV)+(V)+(VI)	Shareholding % calculated as per SCRR,1957) As a % of (A+B+C2) (VIII)	Number of Voting Rights held in each class of securities (IX)			No. of Shares Underlying Outstanding convertible securities (including Warrants) (X)	Total Shareholding as a % assuming full conversion of convertible securities( as a % of diluted share capital) (XI)=(VII)+(X)	Number of Locked in shares (XII)		Number of Shares pledged or otherwise encumbered (XIII)		Number of equity shares held in dematerialized form (XIV)	
								No of Voting Rights					Total as a % of (A+B+C)	No. (a)	As a % of total shares held (b)	No. (Not applicable) (a)		As a % of total shares held (Not applicable)
								Class Equity x	Class Others y	Total								
<b>1 Custodian/DR Holder</b>																		
I		0	0	0	0	0	0.0000	0	0	0	0.0000	0	0.0000	0	0.0000	NA	NA	0
<b>Total Non Promoter-Non Public Shareholding (C)=(C)(1)+(C)(2)</b>		0	0	0	0	0	0.0000	0	0	0	0.0000	0	0.0000	0	0.0000	NA	NA	0

**Note**

- (1) PAN would not be displayed on website of Stock Exchange(s).
- (2) The above format needs to disclose name of all holders holding more than 1% of total number of shares.
- (3) W.r.t. the information pertaining to Depository Receipts, the same may be disclosed in the respective columns to the extent information available.

  
**For VXL Instruments Limited**  
**Narayana Bhat**  
**CFO & Company Secretary**