

# Holding of Specified Securities

## Annexure - I

1. Name of Listed Entity: VXL INSTRUMENTS LTD			
2. Scrip Code/Name of Scrip/Class of Security		517399	
3. Share Holding Pattern Filed under: Reg. 31(1)(a)/Reg. 31(1)(b)/Reg.31(1)(c)			
a. If under 31(1)(b) then indicate the report for Quarter ending		December 31,2015	
b. If under 31(1)(c) then indicate date of allotment/extinguishment			
4. Declaration: The Listed entity is required to submit the following declaration to the extent of submission of information:-			
	Particulars	Yes*	No*
1	Whether the Listed Entity has issued any partly paid up shares?		No*
2	Whether the Listed Entity has issued any Convertible Securities or Warrants?		No*
3	Whether the Listed Entity has any shares against which depository receipts are issued?		No*
4	Whether the Listed Entity has any shares in locked-in?		No*
5	Whether any shares held by promoters are pledge or otherwise encumbered?		No*
* If the Listed Entity selects the option 'No' for the questions above, the columns for the partly paid up shares, Outstanding Convertible Securities/Warrants, depository receipts, locked-in shares, No of shares pledged or otherwise encumbered by promoters, as applicable, shall not be displayed at the time of dissemination on the Stock Exchange website. Also wherever there is 'No' declared by Listed Entity in above table the values will be considered as 'Zero' by default on submission of the format of holding of specified securities.			

**For VXL Instruments Limited**

  
Nargya Raut  
CFO & Company Secretary

Table I - SUMMARY STATEMENT HOLDING OF SPECIFIED SECURITIES

Category (I)	Category of shareholder (II)	No.s of Share holders (III)	No.s of fully paid up equity Share held (IV)	No.s of Partly paid-up equity Share held (V)	No. of shares underlying Depository Receipts (VI)	Total nos. shares held (VII)= (IV)+(V)+(VI)	Shareholding as a % of total no. of shares (calculated as per SCRR,1957) (VIII) As a % of (A+B+C2)	Number of Voting Rights held in each class of securities (IX)			No. of Shares Underlying Outstanding convertible securities (including Warrants) (X)	Shareholding, as a % assuming full conversion of convertible securities( as a % of diluted share capital) (XI)=(VII)+(X) As a % of (A+B+C2)	Number of Locked in shares (XII)		Number of Shares pledged or otherwise encumbered (XIII)		Number of equity shares held in dematerialized form (XIV)	
								No of Voting Rights		Total as a % of (A+B+C)			No. (a)	As a % of total shares held (b)	No. (a)	As a % of total shares held (b)		
								Class Equity	Class Others									Total
(A)	PROMOTER & PROMOTER GROUP	12	1443030	0	0	1443030	10.8092	1443030	0	1443030	10.8092	0	10.8092	0	0.0000	0	0	1443030
(B)	Public shareholding	4801	11881670	25300	0	11906970	89.1908	11906970	0	11906970	89.1908	0	89.1908	0	0.0000	NA	NA	5437188
(C)	Non Promoter-Non Public	0	0	0	0	0	0	0	0	0	0.0000	0	0.0000	0	0.0000	NA	NA	0
(C1)	Shares underlying DRs	0	0	0	0	0	NA	0	0	0	0.0000	0	0.0000	0	0.0000	NA	NA	0
(C2)	Shares held by Employee/Trust	0	0	0	0	0	0	0	0	0	0.0000	0	0.0000	0	0.0000	NA	NA	0
	<b>TOTAL</b>	<b>4813</b>	<b>13324700</b>	<b>25300</b>	<b>0</b>	<b>13350000</b>		<b>13350000</b>	<b>0</b>	<b>13350000</b>	<b>100.0000</b>	<b>0</b>	<b>100.0000</b>	<b>0</b>	<b>0.0000</b>			<b>6880218</b>


For VXL Instruments Limited  
  
 Navayans Bhat  
 CFO & Company Secretary

Table II - STATEMENT SHOWING SHAREHOLDING PATTERN OF THE PROMOTER AND PROMOTER GROUP

Category & Name of the shareholders (I)	PAN (II)	No.s of Share holders (III)	No.s of fully paid up equity Shares held (IV)	No.s of Partly paid-up equity Share held (V)	No. of shares underlying Depository Receipts (VI)	Total nos. shares held (VII)= (IV)+(V)+(VI)	Shareholding % calculated as per SCRR, 1957 (VIII) As a % of (A+B+C2)	Number of Voting Rights held in each class of securities (IX)			No. of Shares Underlying Outstanding convertible securities (including Warrants) (X)	Shareholding, as a % assuming full conversion of convertible securities ( as a % of diluted share capital) (XI)=(VII)+(X) As a % of (A+B+C2)	Number of Locked in shares (XII)		Number of Shares pledged or otherwise encumbered (XIII)		Number of equity shares held in dematerialized form (XIV)	
								No of Voting Rights		Total as a % of (A+B+C)			No. (a)	As a % of total shares held (b)	No. (a)	As a % of total shares held (b)		
								Class Equity	Class Others									Total
<b>1 1. INDIAN</b>																		
<b>(a) Individuals/Hindu undivided Family</b>																		
M V NAGARA J	AAHPN2370F	1	266350	0	0	266350	1.9951	266350	0	266350	1.9951	0	1.9951	0	0.0000	0	0.0000	266350
ARVIND VITHAL KASARG OD	ABAPK4683N	1	100	0	0	100	0.0007	100	0	100	0.0007	0	0.0007	0	0.0000	0	0.0000	100
DEVIYANI DCRUZ	ABMPD9200E	1	9100	0	0	9100	0.0682	9100	0	9100	0.0682	0	0.0682	0	0.0000	0	0.0000	9100
KUMAR SHYAM	AXRPS8688N	1	77820	0	0	77820	0.5829	77820	0	77820	0.5829	0	0.5829	0	0.0000	0	0.0000	77820
KUMAR SHYAM	AXRPS8688N	1	310080	0	0	310080	2.3227	310080	0	310080	2.3227	0	2.3227	0	0.0000	0	0.0000	310080
M V NAGARA J	AAHPN2370F	1	52700	0	0	52700	0.3948	52700	0	52700	0.3948	0	0.3948	0	0.0000	0	0.0000	52700
PRAVINA V SHETTY	AFSPS7483Q	1	263880	0	0	263880	1.9766	263880	0	263880	1.9766	0	1.9766	0	0.0000	0	0.0000	263880
RIDHIMA SHETTY	COEPS5687B	1	16000	0	0	16000	0.1199	16000	0	16000	0.1199	0	0.1199	0	0.0000	0	0.0000	16000
RISHABH SHETTY	CNUPS7777K	1	100	0	0	100	0.0007	100	0	100	0.0007	0	0.0007	0	0.0000	0	0.0000	100
<b>CAT - TOTAL</b>		<b>9</b>	<b>996130</b>	<b>0</b>	<b>0</b>	<b>996130</b>	<b>7.4616</b>	<b>996130</b>	<b>0</b>	<b>996130</b>	<b>7.4616</b>	<b>0</b>	<b>7.4616</b>	<b>0</b>	<b>0.0000</b>	<b>0</b>	<b>0.0000</b>	<b>996130</b>
<b>(b) Central Government/ State Government(s)</b>																		
		0	0	0	0	0	0.0000	0	0	0	0.0000	0	0.0000	0	0.0000	0	0.0000	0
<b>CAT - TOTAL</b>		<b>0</b>	<b>0</b>	<b>0</b>	<b>0</b>	<b>0</b>	<b>0.0000</b>	<b>0</b>	<b>0</b>	<b>0</b>	<b>0.0000</b>	<b>0</b>	<b>0.0000</b>	<b>0</b>	<b>0.0000</b>	<b>0</b>	<b>0.0000</b>	<b>0</b>
<b>(c) Financial Institutions/ Banks</b>																		
		0	0	0	0	0	0.0000	0	0	0	0.0000	0	0.0000	0	0.0000	0	0.0000	0
<b>CAT - TOTAL</b>		<b>0</b>	<b>0</b>	<b>0</b>	<b>0</b>	<b>0</b>	<b>0.0000</b>	<b>0</b>	<b>0</b>	<b>0</b>	<b>0.0000</b>	<b>0</b>	<b>0.0000</b>	<b>0</b>	<b>0.0000</b>	<b>0</b>	<b>0.0000</b>	<b>0</b>
<b>(d) Any Others (BODIES CORPORATE)</b>																		
		0	0	0	0	0	0.0000	0	0	0	0.0000	0	0.0000	0	0.0000	0	0.0000	0
<b>CAT - TOTAL</b>		<b>0</b>	<b>0</b>	<b>0</b>	<b>0</b>	<b>0</b>	<b>0.0000</b>	<b>0</b>	<b>0</b>	<b>0</b>	<b>0.0000</b>	<b>0</b>	<b>0.0000</b>	<b>0</b>	<b>0.0000</b>	<b>0</b>	<b>0.0000</b>	<b>0</b>
<b>(d) Any Others (DIRECTORS RELATIVES)</b>																		
JAYALAK SHMI SHYAM	AHPPJ3770Q	1	16240	0	0	16240	0.1216	16240	0	16240	0.1216	0	0.1216	0	0.0000	0	0.0000	16240

For VKL Instruments Limited

Naveen Bhat

Category & Name of the shareholders (I)	PAN (II)	No.s of Share holders (III)	No.s of fully paid up equity Shares held (IV)	No.s of Partly paid-up equity Share held (V)	No. of shares underlying Depository Receipts (VI)	Total nos. shares held (VII)= (IV)+(V)+(VI)	Shareholding % calculated as per SCRR, 1957 (VIII) As a % of (A+B+C2)	Number of Voting Rights held in each class of securities (IX)			No. of Shares Underlying Outstanding convertible securities (including Warrants) (X)	Shareholding, as a % assuming full conversion of convertible securities (as a % of diluted share capital) (XI)=(VII)+(X) As a % of (A+B+C2)	Number of Locked in shares (XII)		Number of Shares pledged or otherwise encumbered (XIII)		Number of equity shares held in dematerialized form (XIV)	
								No of Voting Rights		Total as a % of (A+B+C)			No. (a)	As a % of total shares held (b)	No. (a)	As a % of total shares held (b)		
								Class Equity	Class Others									Total
LAXMI MUNDKUR	ACEPM1433B	1	400740	0	0	400740	3.0018	400740	0	400740	3.0018	0	3.0018	0	0.0000	0	0.0000	400740
M V SHETTY	ABOPS9474R	1	29920	0	0	29920	0.2241	29920	0	29920	0.2241	0	0.2241	0	0.0000	0	0.0000	29920
<b>CAT - TOTAL</b>		<b>3</b>	<b>446900</b>	<b>0</b>	<b>0</b>	<b>446900</b>	<b>3.3476</b>	<b>446900</b>	<b>0</b>	<b>446900</b>	<b>3.3476</b>	<b>0</b>	<b>3.3476</b>	<b>0</b>	<b>0.0000</b>	<b>0</b>	<b>0.0000</b>	<b>446900</b>
<b>(d) Any Others (GROUP COMPANIES)</b>																		
		0	0	0	0	0	0.0000	0	0	0	0.0000	0	0.0000	0	0.0000	0	0.0000	0
<b>CAT - TOTAL</b>		<b>0</b>	<b>0</b>	<b>0</b>	<b>0</b>	<b>0</b>	<b>0.0000</b>	<b>0</b>	<b>0</b>	<b>0</b>	<b>0.0000</b>	<b>0</b>	<b>0.0000</b>	<b>0</b>	<b>0.0000</b>	<b>0</b>	<b>0.0000</b>	<b>0</b>
<b>(d) Any Others (TRUSTS)</b>																		
		0	0	0	0	0	0.0000	0	0	0	0.0000	0	0.0000	0	0.0000	0	0.0000	0
<b>CAT - TOTAL</b>		<b>0</b>	<b>0</b>	<b>0</b>	<b>0</b>	<b>0</b>	<b>0.0000</b>	<b>0</b>	<b>0</b>	<b>0</b>	<b>0.0000</b>	<b>0</b>	<b>0.0000</b>	<b>0</b>	<b>0.0000</b>	<b>0</b>	<b>0.0000</b>	<b>0</b>
<b>TOTAL</b>		<b>12</b>	<b>1443030</b>	<b>0</b>	<b>0</b>	<b>1443030</b>	<b>10.8092</b>	<b>1443030</b>	<b>0</b>	<b>0</b>	<b>10.8092</b>	<b>0</b>	<b>10.8092</b>	<b>0</b>	<b>0.0000</b>	<b>0</b>	<b>0.0000</b>	<b>1443030</b>
<b>8 2. FOREIGN</b>																		
<b>(a) Individuals (Non-Resident Individuals/ Foreign Individuals)</b>																		
		0	0	0	0	0	0.0000	0	0	0	0.0000	0	0.0000	0	0.0000	0	0.0000	0
<b>CAT - TOTAL</b>		<b>0</b>	<b>0</b>	<b>0</b>	<b>0</b>	<b>0</b>	<b>0.0000</b>	<b>0</b>	<b>0</b>	<b>0</b>	<b>0.0000</b>	<b>0</b>	<b>0.0000</b>	<b>0</b>	<b>0.0000</b>	<b>0</b>	<b>0.0000</b>	<b>0</b>
<b>(c) Institutions</b>																		
		0	0	0	0	0	0.0000	0	0	0	0.0000	0	0.0000	0	0.0000	0	0.0000	0
<b>CAT - TOTAL</b>		<b>0</b>	<b>0</b>	<b>0</b>	<b>0</b>	<b>0</b>	<b>0.0000</b>	<b>0</b>	<b>0</b>	<b>0</b>	<b>0.0000</b>	<b>0</b>	<b>0.0000</b>	<b>0</b>	<b>0.0000</b>	<b>0</b>	<b>0.0000</b>	<b>0</b>
<b>(d) Foreign Portfolio Investor</b>																		
		0	0	0	0	0	0.0000	0	0	0	0.0000	0	0.0000	0	0.0000	0	0.0000	0
<b>CAT - TOTAL</b>		<b>0</b>	<b>0</b>	<b>0</b>	<b>0</b>	<b>0</b>	<b>0.0000</b>	<b>0</b>	<b>0</b>	<b>0</b>	<b>0.0000</b>	<b>0</b>	<b>0.0000</b>	<b>0</b>	<b>0.0000</b>	<b>0</b>	<b>0.0000</b>	<b>0</b>
<b>(e) Any Other (specify)</b>																		
		0	0	0	0	0	0.0000	0	0	0	0.0000	0	0.0000	0	0.0000	0	0.0000	0
<b>CAT - TOTAL</b>		<b>0</b>	<b>0</b>	<b>0</b>	<b>0</b>	<b>0</b>	<b>0.0000</b>	<b>0</b>	<b>0</b>	<b>0</b>	<b>0.0000</b>	<b>0</b>	<b>0.0000</b>	<b>0</b>	<b>0.0000</b>	<b>0</b>	<b>0.0000</b>	<b>0</b>
<b>(e) Any Others (BODIES CORPORATE)</b>																		
		0	0	0	0	0	0.0000	0	0	0	0.0000	0	0.0000	0	0.0000	0	0.0000	0
<b>CAT - TOTAL</b>		<b>0</b>	<b>0</b>	<b>0</b>	<b>0</b>	<b>0</b>	<b>0.0000</b>	<b>0</b>	<b>0</b>	<b>0</b>	<b>0.0000</b>	<b>0</b>	<b>0.0000</b>	<b>0</b>	<b>0.0000</b>	<b>0</b>	<b>0.0000</b>	<b>0</b>
<b>(e) Any Others (QUALIFIED FOREIGN INVESTOR)</b>																		
		0	0	0	0	0	0.0000	0	0	0	0.0000	0	0.0000	0	0.0000	0	0.0000	0
<b>CAT - TOTAL</b>		<b>0</b>	<b>0</b>	<b>0</b>	<b>0</b>	<b>0</b>	<b>0.0000</b>	<b>0</b>	<b>0</b>	<b>0</b>	<b>0.0000</b>	<b>0</b>	<b>0.0000</b>	<b>0</b>	<b>0.0000</b>	<b>0</b>	<b>0.0000</b>	<b>0</b>
<b>TOTAL</b>		<b>0</b>	<b>0</b>	<b>0</b>	<b>0</b>	<b>0</b>	<b>0.0000</b>	<b>0</b>	<b>0</b>	<b>0</b>	<b>0.0000</b>	<b>0</b>	<b>0.0000</b>	<b>0</b>	<b>0.0000</b>	<b>0</b>	<b>0.0000</b>	<b>0</b>
<b>GRAND - TOTAL</b>		<b>12</b>	<b>1443030</b>	<b>0</b>	<b>0</b>	<b>1443030</b>	<b>10.8092</b>	<b>1443030</b>	<b>0</b>	<b>0</b>	<b>10.8092</b>	<b>0</b>	<b>10.8092</b>	<b>0</b>	<b>0.0000</b>	<b>0</b>	<b>0.0000</b>	<b>1443030</b>

For VVI Instruments Limited

Nafayana Bhat  
CFO & Company Secretary


**Table III - STATEMENT SHOWING SHAREHOLDING PATTERN OF THE PUBLIC SHAREHOLDER**

Category & Name of the shareholders (I)	PAN (II)	No.s of Share holders (III)	No.s of fully paid up equity Share held (IV)	No.s of Partly paid-up equity Share held (V)	No. of shares underlying Depository Receipts (VI)	Total nos. shares held (VII)= (IV)+(V)+(VI)	Shareholding % calculated as per SCRR,1957 (VIII) As a % of (A+B+C2)	Number of Voting Rights held in each class of securities (IX)			No. of Shares Underlying Outstanding convertible securities (including Warrants) (X)	Shareholding, as a % assuming full conversion of convertible securities( as a % of diluted share capital) (XI)=(VII)+(X) As a % of (A+B+C2)	Number of Locked in shares (XII)		Number of Shares pledged or otherwise encumbered (XIII)		Number of equity shares held in dematerialized form (XIV)		
								No of Voting Rights		Total as a % of (A+B+C)			No. (a)	As a % of total shares held (b)	No. (a)	As a % of total shares held (b)			
								Class Equity	Class Others									Total	
<b>11. INSTITUTIONS</b>																			
(a)	Mutual Funds		4	3000	0	0	3000	0.0225	3000	0	3000	0.0225	0	0.0225	0	0.0000	NA	NA	0
			4	3000	0	0	3000	0.0225	3000	0	3000	0.0225	0	0.0225	0	0.0000	NA	NA	0
(b)	Venture Capital		0	0	0	0	0	0.0000	0	0	0	0.0000	0	0.0000	0	0.0000	NA	NA	0
			0	0	0	0	0	0.0000	0	0	0	0.0000	0	0.0000	0	0.0000	NA	NA	0
(c)	Alternate		0	0	0	0	0	0.0000	0	0	0	0.0000	0	0.0000	0	0.0000	NA	NA	0
			0	0	0	0	0	0.0000	0	0	0	0.0000	0	0.0000	0	0.0000	NA	NA	0
(d)	Foreign Venture Capital Investors		0	0	0	0	0	0.0000	0	0	0	0.0000	0	0.0000	0	0.0000	NA	NA	0
			0	0	0	0	0	0.0000	0	0	0	0.0000	0	0.0000	0	0.0000	NA	NA	0
(e)	Foreign Portfolio		0	0	0	0	0	0.0000	0	0	0	0.0000	0	0.0000	0	0.0000	NA	NA	0
			0	0	0	0	0	0.0000	0	0	0	0.0000	0	0.0000	0	0.0000	NA	NA	0
(f)	Financial		2	900	0	0	900	0.0067	900	0	900	0.0067	0	0.0067	0	0.0000	NA	NA	0
			2	900	0	0	900	0.0067	900	0	900	0.0067	0	0.0067	0	0.0000	NA	NA	0
(g)	Insurance		0	0	0	0	0	0.0000	0	0	0	0.0000	0	0.0000	0	0.0000	NA	NA	0
			0	0	0	0	0	0.0000	0	0	0	0.0000	0	0.0000	0	0.0000	NA	NA	0
(h)	Provident Funds/ Pension Funds		0	0	0	0	0	0.0000	0	0	0	0.0000	0	0.0000	0	0.0000	NA	NA	0
			0	0	0	0	0	0.0000	0	0	0	0.0000	0	0.0000	0	0.0000	NA	NA	0
(i)	Any Other		0	0	0	0	0	0.0000	0	0	0	0.0000	0	0.0000	0	0.0000	NA	NA	0
			0	0	0	0	0	0.0000	0	0	0	0.0000	0	0.0000	0	0.0000	NA	NA	0
(i)	Any Others (FII'S)		1	42645	0	0	42645	0.3194	42645	0	42645	0.3194	0	0.3194	0	0.0000	NA	NA	42645
			1	42645	0	0	42645	0.3194	42645	0	42645	0.3194	0	0.3194	0	0.0000	NA	NA	42645
(i)	Any Others (FOREIGN FINANCIAL)		0	0	0	0	0	0.0000	0	0	0	0.0000	0	0.0000	0	0.0000	NA	NA	0
			0	0	0	0	0	0.0000	0	0	0	0.0000	0	0.0000	0	0.0000	NA	NA	0
(i)	Any Others (QUALIFIED)		0	0	0	0	0	0.0000	0	0	0	0.0000	0	0.0000	0	0.0000	NA	NA	0
			0	0	0	0	0	0.0000	0	0	0	0.0000	0	0.0000	0	0.0000	NA	NA	0
(2)	Central Government/		0	0	0	0	0	0.0000	0	0	0	0.0000	0	0.0000	0	0.0000	NA	NA	0
			0	0	0	0	0	0.0000	0	0	0	0.0000	0	0.0000	0	0.0000	NA	NA	0
	SUB TOTAL		7	46545	0	0	46545	0.3487	46545	0	46545	0.3487	0	0.3487	0	0.0000	NA	NA	42645
<b>14 B 2. Non-institutions</b>																			
(a.1)	Individuals - i. Individual shareholders		4641	1258522	25300	0	1283822	9.6166	1283822	0	1283822	9.6166	0	9.6166	0	0.0000	NA	NA	1090740


For VPL Instruments Limited  
  
 Narayana Bhad

	Category & Name of the shareholders (I)	PAN (II)	No.s of Share holders (III)	No.s of fully paid up equity Share held (IV)	No.s of Partly paid-up equity Share held (V)	No. of shares underlying Depository Receipts (VI)	Total nos. shares held (VII)= (IV)+(V)+(VI)	Shareholding % calculated as per SCRR,1957 (VIII) As a % of (A+B+C2)	Number of Voting Rights held in each class of securities (IX)			No. of Shares Underlying Outstanding convertible securities (including Warrants) (X)	Shareholding, as a % assuming full conversion of convertible securities (as a % of diluted share capital) (XI)=(VII)+(X) As a % of (A+B+C2)	Number of Locked in shares (XII)		Number of Shares pledged or otherwise encumbered (XIII)		Number of equity shares held in dematerialized form (XIV)	
									No of Voting Rights		Total as a % of (A+B+C)			No. (a)	As a % of total shares held (b)	No. (a)	As a % of total shares held (b)		
									Class Equity	Class Others									Total
	(CAPITAL UPTO TO Rs. 2 Lakh)		4641	1258522	25300	0	1283822	9.6166	1283822	0	1283822	9.6166	0	9.6166	0	0.0000	NA	NA	1090740
(a.2)	<b>INDIVIDUAL - ii. Individual shareholders</b>		18	801024	0	0	801024	6.0002	801024	0	801024	6.0002	0	6.0002	0	0.0000	NA	NA	801024
	(CAPITAL GREATER THAN Rs. 2 Lakh)		17	585883	0	0	585883	4.3886	585883	0	585883	4.3886	0	4.3886	0	0.0000	NA	NA	585883
	SAROJ BHUWAN IA	AAHPB4333N	1	215141	0	0	215141	1.6115	215141	0	215141	1.6115	0	1.6115	0	0.0000	NA	NA	215141
	<b>SUB TOTAL</b>		<b>4659</b>	<b>2059546</b>	<b>25300</b>	<b>0</b>	<b>2084846</b>	<b>15.6168</b>	<b>2084846</b>	<b>0</b>	<b>2084846</b>	<b>15.6168</b>	<b>0</b>	<b>15.6168</b>	<b>0</b>	<b>0.0000</b>	<b>NA</b>	<b>NA</b>	<b>1891764</b>
<b>16</b>	<b>1. INSTITUTIONS</b>																		
(b)	<b>NBFCs registered</b>		0	0	0	0	0	0.0000	0	0	0	0.0000	0	0.0000	0	0.0000	NA	NA	0
			0	0	0	0	0	0.0000	0	0	0	0.0000	0	0.0000	0	0.0000	NA	NA	0
(c)	<b>Employee Trusts</b>		0	0	0	0	0	0.0000	0	0	0	0.0000	0	0.0000	0	0.0000	NA	NA	0
			0	0	0	0	0	0.0000	0	0	0	0.0000	0	0.0000	0	0.0000	NA	NA	0
(d)	<b>Overseas Depositories (holding DRs)</b>		0	0	0	0	0	0.0000	0	0	0	0.0000	0	0.0000	0	0.0000	NA	NA	0
			0	0	0	0	0	0.0000	0	0	0	0.0000	0	0.0000	0	0.0000	NA	NA	0
	<b>SUB TOTAL</b>		<b>0</b>	<b>0</b>	<b>0</b>	<b>0</b>	<b>0</b>	<b>0.0000</b>	<b>0</b>	<b>0</b>	<b>0</b>	<b>0.0000</b>	<b>0</b>	<b>0.0000</b>	<b>0</b>	<b>0.0000</b>	<b>NA</b>	<b>NA</b>	<b>0</b>
<b>19</b>	<b>B 2. Non-institutions</b>																		
(e)	<b>Any Others (BODIES)</b>		98	1539721	0	0	1539721	11.5335	1539721	0	1539721	11.5335	0	11.5335	0	0.0000	NA	NA	1530521
			97	639721	0	0	639721	4.7919	639721	0	639721	4.7919	0	4.7919	0	0.0000	NA	NA	630521
	PRIYA LIMITED	AAACP2210Q	1	900000	0	0	900000	6.7416	900000	0	900000	6.7416	0	6.7416	0	0.0000	NA	NA	900000
(e)	<b>Any Others (CLEARING)</b>		1	60	0	0	60	0.0004	60	0	60	0.0004	0	0.0004	0	0.0000	NA	NA	60
			1	60	0	0	60	0.0004	60	0	60	0.0004	0	0.0004	0	0.0000	NA	NA	60
(e)	<b>Any Others (DIRECTORS)</b>		0	0	0	0	0	0.0000	0	0	0	0.0000	0	0.0000	0	0.0000	NA	NA	0
			0	0	0	0	0	0.0000	0	0	0	0.0000	0	0.0000	0	0.0000	NA	NA	0
(e)	<b>Any Others (ESCROW)</b>		0	0	0	0	0	0.0000	0	0	0	0.0000	0	0.0000	0	0.0000	NA	NA	0
			0	0	0	0	0	0.0000	0	0	0	0.0000	0	0.0000	0	0.0000	NA	NA	0
(e)	<b>Any Others (FOREFIETED)</b>		0	0	0	0	0	0.0000	0	0	0	0.0000	0	0.0000	0	0.0000	NA	NA	0
			0	0	0	0	0	0.0000	0	0	0	0.0000	0	0.0000	0	0.0000	NA	NA	0

For VXL Instruments Limited

  
Nandana Bhat

Category & Name of the shareholders (I)	PAN (II)	No.s of Share holders (III)	No.s of fully paid up equity Share held (IV)	No.s of Partly paid-up equity Share held (V)	No. of shares underlying Depository Receipts (VI)	Total nos. shares held (VII)= (IV)+(V)+(VI)	Shareholding % calculated as per SCRR,1957 (VIII) As a % of (A+B+C2)	Number of Voting Rights held in each class of securities (IX)			No. of Shares Underlying Outstanding convertible securities (including Warrants) (X)	Shareholding, as a % assuming full conversion of convertible securities( as a % of diluted share capital) (XI)=(VII)+(X) As a % of (A+B+C2)	Number of Locked in shares (XII)		Number of Shares pledged or otherwise encumbered (XIII)		Number of equity shares held in dematerialized form (XIV)		
								No of Voting Rights		Total as a % of (A+B+C)			No. (a)	As a % of total shares held (b)	No. (a)	As a % of total shares held (b)			
								Class Equity	Class Others									Total	
			0	0	0	0	0.0000	0	0	0	0.0000	0	0.0000	0	0.0000	NA	NA	0	
(e) Any Others (FOREIGN			0	0	0	0	0.0000	0	0	0	0.0000	0	0.0000	0	0.0000	NA	NA	0	
			0	0	0	0	0.0000	0	0	0	0.0000	0	0.0000	0	0.0000	NA	NA	0	
(e) Any Others (FOREIGN			7	437600	0	0	437600	3.2779	437600	0	437600	3.2779	0	3.2779	0	0.0000	NA	NA	150100
			7	437600	0	0	437600	3.2779	437600	0	437600	3.2779	0	3.2779	0	0.0000	NA	NA	150100
(e) Any Others (FREINDS &			0	0	0	0	0.0000	0	0	0	0.0000	0	0.0000	0	0.0000	NA	NA	0	
			0	0	0	0	0.0000	0	0	0	0.0000	0	0.0000	0	0.0000	NA	NA	0	
(e) Any Others (GOVT			0	0	0	0	0.0000	0	0	0	0.0000	0	0.0000	0	0.0000	NA	NA	0	
			0	0	0	0	0.0000	0	0	0	0.0000	0	0.0000	0	0.0000	NA	NA	0	
(e) Any Others (GROUP			0	0	0	0	0.0000	0	0	0	0.0000	0	0.0000	0	0.0000	NA	NA	0	
			0	0	0	0	0.0000	0	0	0	0.0000	0	0.0000	0	0.0000	NA	NA	0	
(e) Any Others (HOLDING			0	0	0	0	0.0000	0	0	0	0.0000	0	0.0000	0	0.0000	NA	NA	0	
			0	0	0	0	0.0000	0	0	0	0.0000	0	0.0000	0	0.0000	NA	NA	0	
(e) Any Others			0	0	0	0	0.0000	0	0	0	0.0000	0	0.0000	0	0.0000	NA	NA	0	
			0	0	0	0	0.0000	0	0	0	0.0000	0	0.0000	0	0.0000	NA	NA	0	
(e) Any Others (NON RESIDENT			25	212598	0	0	212598	1.5925	212598	0	212598	1.5925	0	1.5925	0	0.0000	NA	NA	36498
			24	37598	0	0	37598	0.2816	37598	0	37598	0.2816	0	0.2816	0	0.0000	NA	NA	36498
	LOK NATH AGARWALA		1	175000	0	0	175000	1.3109	175000	0	175000	1.3109	0	1.3109	0	0.0000	NA	NA	0
(e) Any Others (OFFICE			0	0	0	0	0.0000	0	0	0	0.0000	0	0.0000	0	0.0000	NA	NA	0	
			0	0	0	0	0.0000	0	0	0	0.0000	0	0.0000	0	0.0000	NA	NA	0	
(e) Any Others (OTHER SHROFF			0	0	0	0	0.0000	0	0	0	0.0000	0	0.0000	0	0.0000	NA	NA	0	
			0	0	0	0	0.0000	0	0	0	0.0000	0	0.0000	0	0.0000	NA	NA	0	
(e) Any Others (OTHER SHROFF			0	0	0	0	0.0000	0	0	0	0.0000	0	0.0000	0	0.0000	NA	NA	0	
			0	0	0	0	0.0000	0	0	0	0.0000	0	0.0000	0	0.0000	NA	NA	0	
(e) Any Others (OTHER SHROFF			0	0	0	0	0.0000	0	0	0	0.0000	0	0.0000	0	0.0000	NA	NA	0	
			0	0	0	0	0.0000	0	0	0	0.0000	0	0.0000	0	0.0000	NA	NA	0	
(e) Any Others (OVERSEAS			4	7585600	0	0	7585600	56.8210	7585600	0	7585600	56.8210	0	56.8210	0	0.0000	NA	NA	1785600
	DAYMOU NT LIMITED	AACCD80 14C	1	1785600	0	0	1785600	13.3753	1785600	0	1785600	13.3753	0	13.3753	0	0.0000	NA	NA	1785600

For VXL Instruments Limited  
  
Narayana Bhat

Category & Name of the shareholders (I)	PAN (II)	No.s of Share holders (III)	No.s of fully paid up equity Share held (IV)	No.s of Partly paid-up equity Share held (V)	No. of shares underlying Depository Receipts (VI)	Total nos. shares held (VII)= (IV)+(V)+(VI)	Shareholding % calculated as per SCRR,1957 (VIII) As a % of (A+B+C2)	Number of Voting Rights held in each class of securities (IX)			No. of Shares Underlying Outstanding convertible securities (including Warrants) (X)	Shareholding, as a % assuming full conversion of convertible securities( as a % of diluted share capital) (XI)=(VII)+(X) As a % of (A+B+C2)	Number of Locked in shares (XII)		Number of Shares pledged or otherwise encumbered (XIII)		Number of equity shares held in dematerialized form (XIV)	
								No of Voting Rights					Total as a % of (A+B+C)	No. (a)	As a % of total shares held (b)	No. (a)		As a % of total shares held (b)
								Class Equity	Class Others	Total								
BREEZET OP INVESTMENTS LIMITED		1	1925000	0	0	1925000	14.4195	1925000	0	1925000	14.4195	0	14.4195	0	0.0000	NA	NA	0
TEFULI LIMITED		1	1950000	0	0	1950000	14.6067	1950000	0	1950000	14.6067	0	14.6067	0	0.0000	NA	NA	0
TINTUR INVESTMENTS LIMITED		1	1925000	0	0	1925000	14.4195	1925000	0	1925000	14.4195	0	14.4195	0	0.0000	NA	NA	0
(e) Any Others (PARTNERSHIP)		0	0	0	0	0	0.0000	0	0	0	0.0000	0	0.0000	0	0.0000	NA	NA	0
		0	0	0	0	0	0.0000	0	0	0	0.0000	0	0.0000	0	0.0000	NA	NA	0
(e) Any Others (PROPRIETARY)		0	0	0	0	0	0.0000	0	0	0	0.0000	0	0.0000	0	0.0000	NA	NA	0
		0	0	0	0	0	0.0000	0	0	0	0.0000	0	0.0000	0	0.0000	NA	NA	0
(e) Any Others (QUALIFIED)		0	0	0	0	0	0.0000	0	0	0	0.0000	0	0.0000	0	0.0000	NA	NA	0
		0	0	0	0	0	0.0000	0	0	0	0.0000	0	0.0000	0	0.0000	NA	NA	0
(e) Any Others (SHROFF)		0	0	0	0	0	0.0000	0	0	0	0.0000	0	0.0000	0	0.0000	NA	NA	0
		0	0	0	0	0	0.0000	0	0	0	0.0000	0	0.0000	0	0.0000	NA	NA	0
(e) Any Others (SUBSIDIARY)		0	0	0	0	0	0.0000	0	0	0	0.0000	0	0.0000	0	0.0000	NA	NA	0
		0	0	0	0	0	0.0000	0	0	0	0.0000	0	0.0000	0	0.0000	NA	NA	0
(e) Any Others		0	0	0	0	0	0.0000	0	0	0	0.0000	0	0.0000	0	0.0000	NA	NA	0
		0	0	0	0	0	0.0000	0	0	0	0.0000	0	0.0000	0	0.0000	NA	NA	0
(e) Any Others (UNCLAIMED)		0	0	0	0	0	0.0000	0	0	0	0.0000	0	0.0000	0	0.0000	NA	NA	0
		0	0	0	0	0	0.0000	0	0	0	0.0000	0	0.0000	0	0.0000	NA	NA	0
Employee		0	0	0	0	0	0.0000	0	0	0	0.0000	0	0.0000	0	0.0000	NA	NA	0
		0	0	0	0	0	0.0000	0	0	0	0.0000	0	0.0000	0	0.0000	NA	NA	0
SUB TOTAL		135	9775579	0	0	9775579	73.2253	9775579	0	9775579	73.2253	0	73.2253	0	0.0000	NA	NA	3502779
TOTAL		4801	11881670	25300	0	11906970	89.1908	11906970	0	11906970	89.1908	0	89.1908	0	0.0000	NA	NA	5437188

For M/s Instruments Limited

*[Signature]*  
 Director  
 M/s Instruments Limited



**Table IV - STATEMENT SHOWING SHAREHOLDING PATTERN OF THE NON PROMOTER - NON PUBLIC SHAREHOLDER**

Category & Name of the shareholders (I)	PAN (II)	No.s of Share holders (III)	No.s of fully paid up equity Share held (IV)	No.s of Partly paid-up equity Share held (V)	No. of shares underlying Depository Receipts (VI)	Total nos. shares held (VII)= (IV)+(V)+(VI)	Shareholding % calculated as per SCRR,1957 (VIII) As a % of (A+B+C2)	Number of Voting Rights held in each class of securities (IX)			No. of Shares Underlying Outstanding convertible securities (including Warrants) (X)	Shareholding, as a % assuming full conversion of convertible securities( as a % of diluted share capital) (XI)=(VII)+(X) As a % of (A+B+C2)	Number of Locked in shares (XII)		Number of Shares pledged or otherwise encumbered (XIII)		Number of equity shares held in dematerialized form (XIV)	
								No of Voting Rights					Total as a % of (A+B+C)	No. (a)	As a % of total shares held (b)	No. (a)		As a % of total shares held (b)
								Class Equity	Class Others	Total								
<b>EMPLOYEE BENEFIT TRUST</b>																		
			0	0	0	0	0.0000	0	0	0	0.0000	0	0.0000	0	0.0000	NA	NA	0
			0	0	0	0	0.0000	0	0	0	0.0000	0	0.0000	0	0.0000	NA	NA	0
			0	0	0	0	0.0000	0	0	0	0.0000	0	0.0000	0	0.0000	NA	NA	0
			0	0	0	0	0.0000	0	0	0	0.0000	0	0.0000	0	0.0000	NA	NA	0
			0	0	0	0	0.0000	0	0	0	0.0000	0	0.0000	0	0.0000	NA	NA	0
			0	0	0	0	0.0000	0	0	0	0.0000	0	0.0000	0	0.0000	NA	NA	0
			0	0	0	0	0.0000	0	0	0	0.0000	0	0.0000	0	0.0000	NA	NA	0
			0	0	0	0	0.0000	0	0	0	0.0000	0	0.0000	0	0.0000	NA	NA	0
			0	0	0	0	0.0000	0	0	0	0.0000	0	0.0000	0	0.0000	NA	NA	0
			0	0	0	0	0.0000	0	0	0	0.0000	0	0.0000	0	0.0000	NA	NA	0
			0	0	0	0	0.0000	0	0	0	0.0000	0	0.0000	0	0.0000	NA	NA	0
			0	0	0	0	0.0000	0	0	0	0.0000	0	0.0000	0	0.0000	NA	NA	0
			0	0	0	0	0.0000	0	0	0	0.0000	0	0.0000	0	0.0000	NA	NA	0
			0	0	0	0	0.0000	0	0	0	0.0000	0	0.0000	0	0.0000	NA	NA	0
			0	0	0	0	0.0000	0	0	0	0.0000	0	0.0000	0	0.0000	NA	NA	0
			0	0	0	0	0.0000	0	0	0	0.0000	0	0.0000	0	0.0000	NA	NA	0
			0	0	0	0	0.0000	0	0	0	0.0000	0	0.0000	0	0.0000	NA	NA	0
			0	0	0	0	0.0000	0	0	0	0.0000	0	0.0000	0	0.0000	NA	NA	0
			0	0	0	0	0.0000	0	0	0	0.0000	0	0.0000	0	0.0000	NA	NA	0
			0	0	0	0	0.0000	0	0	0	0.0000	0	0.0000	0	0.0000	NA	NA	0
			0	0	0	0	0.0000	0	0	0	0.0000	0	0.0000	0	0.0000	NA	NA	0
			0	0	0	0	0.0000	0	0	0	0.0000	0	0.0000	0	0.0000	NA	NA	0
			0	0	0	0	0.0000	0	0	0	0.0000	0	0.0000	0	0.0000	NA	NA	0
			0	0	0	0	0.0000	0	0	0	0.0000	0	0.0000	0	0.0000	NA	NA	0
			0	0	0	0	0.0000	0	0	0	0.0000	0	0.0000	0	0.0000	NA	NA	0
			0	0	0	0	0.0000	0	0	0	0.0000	0	0.0000	0	0.0000	NA	NA	0
			0	0	0	0	0.0000	0	0	0	0.0000	0	0.0000	0	0.0000	NA	NA	0
			0	0	0	0	0.0000	0	0	0	0.0000	0	0.0000	0	0.0000	NA	NA	0
			0	0	0	0	0.0000	0	0	0	0.0000	0	0.0000	0	0.0000	NA	NA	0
			0	0	0	0	0.0000	0	0	0	0.0000	0	0.0000	0	0.0000	NA	NA	0
			0	0	0	0	0.0000	0	0	0	0.0000	0	0.0000	0	0.0000	NA	NA	0
			0	0	0	0	0.0000	0	0	0	0.0000	0	0.0000	0	0.0000	NA	NA	0
			0	0	0	0	0.0000	0	0	0	0.0000	0	0.0000	0	0.0000	NA	NA	0
			0	0	0	0	0.0000	0	0	0	0.0000	0	0.0000	0	0.0000	NA	NA	0
			0	0	0	0	0.0000	0	0	0	0.0000	0	0.0000	0	0.0000	NA	NA	0
			0	0	0	0	0.0000	0	0	0	0.0000	0	0.0000	0	0.0000	NA	NA	0
			0	0	0	0	0.0000	0	0	0	0.0000	0	0.0000	0	0.0000	NA	NA	0
			0	0	0	0	0.0000	0	0	0	0.0000	0	0.0000	0	0.0000	NA	NA	0
			0	0	0	0	0.0000	0	0	0	0.0000	0	0.0000	0	0.0000	NA	NA	0
			0	0	0	0	0.0000	0	0	0	0.0000	0	0.0000	0	0.0000	NA	NA	0
			0	0	0	0	0.0000	0	0	0	0.0000	0	0.0000	0	0.0000	NA	NA	0
			0	0	0	0	0.0000	0	0	0	0.0000	0	0.0000	0	0.0000	NA	NA	0
			0	0	0	0	0.0000	0	0	0	0.0000	0	0.0000	0	0.0000	NA	NA	0
			0	0	0	0	0.0000	0	0	0	0.0000	0	0.0000	0	0.0000	NA	NA	0
			0	0	0	0	0.0000	0	0	0	0.0000	0	0.0000	0	0.0000	NA	NA	0
			0	0	0	0	0.0000	0	0	0	0.0000	0	0.0000	0	0.0000	NA	NA	0
			0	0	0	0	0.0000	0	0	0	0.0000	0	0.0000	0	0.0000	NA	NA	0
			0	0	0	0	0.0000	0	0	0	0.0000	0	0.0000	0	0.0000	NA	NA	0
			0	0	0	0	0.0000	0	0	0	0.0000	0	0.0000	0	0.0000	NA	NA	0
			0	0	0	0	0.0000	0	0	0	0.0000	0	0.0000	0	0.0000	NA	NA	0
			0	0	0	0	0.0000	0	0	0	0.0000	0	0.0000	0	0.0000	NA	NA	0
			0	0	0	0	0.0000	0	0	0	0.0000	0	0.0000	0	0.0000	NA	NA	0
			0	0	0	0	0.0000	0	0	0	0.0000	0	0.0000	0	0.0000	NA	NA	0
			0	0	0	0	0.0000	0	0	0	0.0000	0	0.0000	0	0.0000	NA	NA	0
			0	0	0	0	0.0000	0	0	0	0.0000	0	0.0000	0	0.0000	NA	NA	0
			0	0	0	0	0.0000	0	0	0	0.0000	0	0.0000	0	0.0000	NA	NA	0
			0	0	0	0	0.0000	0	0	0	0.0000	0	0.0000	0	0.0000	NA	NA	0
			0	0	0	0	0.0000	0	0	0	0.0000	0	0.0000	0	0.0000	NA	NA	0
			0	0	0	0	0.0000											