

Table I - SUMMARY STATEMENT HOLDING OF SPECIFIED SECURITIES

Category (I)	Category of shareholder (II)	No.s of Share holders (III)	No. of fully paid up equity Share held (IV)	No.s of Partly paid-up equity Share held (V)	No. of shares underlying Depository Receipts (VI)	Total nos. shares held (VII)= (IV)+(V)+(VI)	Shareholding as a % of total no. of shares (calculated as per SCRR,1957) (VIII) As a % of (A+B+C2)	Number of Voting Rights held in each class of securities (IX)			No. of Shares Underlying Outstanding convertible securities (including Warrants) (X)	Shareholding, as a % assuming full conversion of convertible securities( as a % of diluted share capital) (XI)=(VII)+(X)	Number of Locked in shares (XII)		Number of Shares pledged or otherwise encumbered (XIII)		Number of equity shares held in dematerialized form (XIV)	
								No of Voting Rights		Total as a % of (A+B+C)			No. (a)	As a % of total shares held (b)	No. (a)	As a % of total shares held (b)		
								Class Equity x	Class Others y									Total
(A)	Promoter & Promoter Group	10	1443025	0	0	1443025	10.8296	1443025	0	1443025	10.8296	0	10.8296	0	0.0000	0	0.0000	1443025
(B)	Public	4403	11881775	0	0	11881775	89.1704	11881775	0	11881775	89.1704	0	89.1704	0	0.0000	NA	NA	5444075
(C)	Non Promoter-Non Public	0	0	0	0	0	0	0	0	0	0.0000	0	0.0000	0	0.0000	NA	NA	0
(C1)	Shares underlying DRs	0	0	0	0	0	NA	0	0	0	0.0000	0	0.0000	0	0.0000	NA	NA	0
(C2)	Shares held by Employee Trusts	0	0	0	0	0	0	0	0	0	0.0000	0	0.0000	0	0.0000	NA	NA	0
	<b>Total</b>	<b>4413</b>	<b>13324800</b>	<b>0</b>	<b>0</b>	<b>13324800</b>		<b>13324800</b>	<b>0</b>	<b>13324800</b>	<b>100.0000</b>	<b>0</b>	<b>100.0000</b>	<b>0</b>	<b>0.0000</b>			<b>6887100</b>



Table II - STATEMENT SHOWING SHAREHOLDING PATTERN OF THE PROMOTER AND PROMOTER GROUP

Category & Name of the shareholders (I)	PAN (II)	No of Share holders (III)	No of fully paid up equity Shares held (IV)	Partly paid-up equity Share held (V)	No. of shares underlying Depository Receipts (VI)	Total nos. shares held (VII)= (IV)+(V)+(VI)	Shareholding % calculated as per SCRR, 1957 As a % of (A+B+C2) (VIII)	Number of Voting Rights held in each class of securities (IX)			No. of Shares Underlying Outstanding convertible securities (including Warrants) (X)	Shareholding, as a % assuming full conversion of convertible securities (as a % of diluted share capital)	Number of Locked in shares (XII)		Number of Shares pledged or otherwise encumbered (XIII)		Number of equity shares held in dematerialized form (XIV)	
								No of Voting Rights		Total as a % of (A+B+C)			No. (a)	As a % of total shares held (b)	No. (a)	As a % of total shares held (b)		
								Class Equity x	Class Others y									Total
<b>1 Indian</b>																		
<b>(a) Individuals/Hindu undivided Family</b>																		
M V NAGARAJ	AAHPN2370F	1	319050	0	0	319050	2.3944	319050	0	319050	2.3944	0	2.3944	0	0.0000	0	0.0000	319050
ARVIND VITHAL KASARGOD	ABAPK4683N	1	100	0	0	100	0.0008	100	0	100	0.0008	0	0.0008	0	0.0000	0	0.0000	100
DEVIYANI DCRUZ	ABMPD9200E	1	9100	0	0	9100	0.0683	9100	0	9100	0.0683	0	0.0683	0	0.0000	0	0.0000	9100
M V SHETTY	ABOPS9474R	1	29920	0	0	29920	0.2245	29920	0	29920	0.2245	0	0.2245	0	0.0000	0	0.0000	29920
LAXMI MUNDKUR	ACEPM1433B	1	400740	0	0	400740	3.0075	400740	0	400740	3.0075	0	3.0075	0	0.0000	0	0.0000	400740
PRAVINA V SHETTY	AFSPS7483Q	1	263880	0	0	263880	1.9804	263880	0	263880	1.9804	0	1.9804	0	0.0000	0	0.0000	263880
JAYALAKSHMI SHYAM	AHPPJ3770Q	1	16235	0	0	16235	0.1218	16235	0	16235	0.1218	0	0.1218	0	0.0000	0	0.0000	16235
KUMAR SHYAM	AXRPS8688N	1	387900	0	0	387900	2.9111	387900	0	387900	2.9111	0	2.9111	0	0.0000	0	0.0000	387900
RISHABH SHETTY	CNUPS7777K	1	100	0	0	100	0.0008	100	0	100	0.0008	0	0.0008	0	0.0000	0	0.0000	100
RIDHIMA SHETTY	COEPS5687B	1	16000	0	0	16000	0.1201	16000	0	16000	0.1201	0	0.1201	0	0.0000	0	0.0000	16000
<b>Total</b>		<b>10</b>	<b>1443025</b>	<b>0</b>	<b>0</b>	<b>1443025</b>	<b>10.8296</b>	<b>1443025</b>	<b>0</b>	<b>1443025</b>	<b>10.8296</b>	<b>0</b>	<b>10.8296</b>	<b>0</b>	<b>0.0000</b>	<b>0</b>	<b>0.0000</b>	<b>1443025</b>
<b>(b) Central Government/State Government(s)</b>																		
		0	0	0	0	0	0.0000	0	0	0	0.0000	0	0.0000	0	0.0000	0	0.0000	0
<b>Total</b>		<b>0</b>	<b>0</b>	<b>0</b>	<b>0</b>	<b>0</b>	<b>0.0000</b>	<b>0</b>	<b>0</b>	<b>0</b>	<b>0.0000</b>	<b>0</b>	<b>0.0000</b>	<b>0</b>	<b>0.0000</b>	<b>0</b>	<b>0.0000</b>	<b>0</b>
<b>(c) Financial Institutions/Banks</b>																		
		0	0	0	0	0	0.0000	0	0	0	0.0000	0	0.0000	0	0.0000	0	0.0000	0
<b>Total</b>		<b>0</b>	<b>0</b>	<b>0</b>	<b>0</b>	<b>0</b>	<b>0.0000</b>	<b>0</b>	<b>0</b>	<b>0</b>	<b>0.0000</b>	<b>0</b>	<b>0.0000</b>	<b>0</b>	<b>0.0000</b>	<b>0</b>	<b>0.0000</b>	<b>0</b>
<b>Sub-Total (A)(1)</b>		<b>10</b>	<b>1443025</b>	<b>0</b>	<b>0</b>	<b>1443025</b>	<b>10.8296</b>	<b>1443025</b>	<b>0</b>	<b>1443025</b>	<b>10.8296</b>	<b>0</b>	<b>10.8296</b>	<b>0</b>	<b>0.0000</b>	<b>0</b>	<b>0.0000</b>	<b>1443025</b>
<b>2 Foreign</b>																		
<b>(a) Individuals(Non-Resident Individuals/Foreign Individuals)</b>																		
		0	0	0	0	0	0.0000	0	0	0	0.0000	0	0.0000	0	0.0000	0	0.0000	0
<b>Total</b>		<b>0</b>	<b>0</b>	<b>0</b>	<b>0</b>	<b>0</b>	<b>0.0000</b>	<b>0</b>	<b>0</b>	<b>0</b>	<b>0.0000</b>	<b>0</b>	<b>0.0000</b>	<b>0</b>	<b>0.0000</b>	<b>0</b>	<b>0.0000</b>	<b>0</b>
<b>(b) Government</b>																		
		0	0	0	0	0	0.0000	0	0	0	0.0000	0	0.0000	0	0.0000	0	0.0000	0
<b>Total</b>		<b>0</b>	<b>0</b>	<b>0</b>	<b>0</b>	<b>0</b>	<b>0.0000</b>	<b>0</b>	<b>0</b>	<b>0</b>	<b>0.0000</b>	<b>0</b>	<b>0.0000</b>	<b>0</b>	<b>0.0000</b>	<b>0</b>	<b>0.0000</b>	<b>0</b>
<b>(c) Institutions</b>																		
		0	0	0	0	0	0.0000	0	0	0	0.0000	0	0.0000	0	0.0000	0	0.0000	0
<b>Total</b>		<b>0</b>	<b>0</b>	<b>0</b>	<b>0</b>	<b>0</b>	<b>0.0000</b>	<b>0</b>	<b>0</b>	<b>0</b>	<b>0.0000</b>	<b>0</b>	<b>0.0000</b>	<b>0</b>	<b>0.0000</b>	<b>0</b>	<b>0.0000</b>	<b>0</b>
<b>(d) Foreign Portfolio Investor</b>																		
		0	0	0	0	0	0.0000	0	0	0	0.0000	0	0.0000	0	0.0000	0	0.0000	0
<b>Total</b>		<b>0</b>	<b>0</b>	<b>0</b>	<b>0</b>	<b>0</b>	<b>0.0000</b>	<b>0</b>	<b>0</b>	<b>0</b>	<b>0.0000</b>	<b>0</b>	<b>0.0000</b>	<b>0</b>	<b>0.0000</b>	<b>0</b>	<b>0.0000</b>	<b>0</b>
<b>Sub-Total (A)(2)</b>		<b>0</b>	<b>0</b>	<b>0</b>	<b>0</b>	<b>0</b>	<b>0.0000</b>	<b>0</b>	<b>0</b>	<b>0</b>	<b>0.0000</b>	<b>0</b>	<b>0.0000</b>	<b>0</b>	<b>0.0000</b>	<b>0</b>	<b>0.0000</b>	<b>0</b>
<b>Total Shareholding of Promoter and Promoter Group (A) = (A)(1)+(A)(2)</b>		<b>10</b>	<b>1443025</b>	<b>0</b>	<b>0</b>	<b>1443025</b>	<b>10.8296</b>	<b>1443025</b>	<b>0</b>	<b>1443025</b>	<b>10.8296</b>	<b>0</b>	<b>10.8296</b>	<b>0</b>	<b>0.0000</b>	<b>0</b>	<b>0.0000</b>	<b>1443025</b>
Details of Shares which remain unclaimed may be given hear along with details such as number of shareholders, outstanding shares held in demat/unclaimed suspense account, voting rights which are frozen etc.																		
<b>Note:</b>																		
(1) PAN would not be displayed on website of Stock Exchange(s).																		
(2) The term "Encumbrance" has the same meaning as assigned under regulation 28(3) of SEBI (Substantial Acquisition of Shares and Takeovers) Regulations, 2011.																		




Table III - STATEMENT SHOWING SHAREHOLDING PATTERN OF THE PUBLIC SHAREHOLDER

Category & Name of the shareholders (I)	PAN (II)	No.s of Share holders (III)	No. of fully paid up equity Share held (IV)	Partly paid-up equity Share held (V)	No.s of shares underlying Depository Receipts (VI)	Total nos. shares held (VII)=(IV)+(V)+(VI)	Shareholding % calculated as per SCRR,1957 As a % of (A+B+C2) (VIII)	Number of Voting Rights held in each class of securities (IX)			No. of Shares Underlying Outstanding convertible securities (including convertible securities)	Total Shareholding, as a % assuming full conversion of convertible securities	Number of Locked in shares (XII)		Number of Shares pledged or otherwise encumbered (XIII)		Number of equity shares held in dematerialized form (XIV)	
								No of Voting Rights		Total as a % of Total Voting Rights			No. (a)	As a % of total shares held (b)	No. (Not applicable) (a)	As a % of total shares held (b)		
								Class Equity x	Class Others y									Total
<b>1 Institutions</b>																		
(a) Mutual Funds		4	3000	0	0	3000	0.0225	3000	0	3000	0.0225	0	0.0225	0	0.0000	NA	NA	0
(b) Venture Capital Funds		0	0	0	0	0	0.0000	0	0	0	0.0000	0	0.0000	0	0.0000	NA	NA	0
(c) Alternate Investment Funds		0	0	0	0	0	0.0000	0	0	0	0.0000	0	0.0000	0	0.0000	NA	NA	0
(d) Foreign Venture Capital Investors		0	0	0	0	0	0.0000	0	0	0	0.0000	0	0.0000	0	0.0000	NA	NA	0
(e) Foreign Portfolio Investors		1	42645	0	0	42645	0.3200	42645	0	42645	0.3200	0	0.3200	0	0.0000	NA	NA	42645
(f) Financial Institution/Banks		2	900	0	0	900	0.0068	900	0	900	0.0068	0	0.0068	0	0.0000	NA	NA	0
(g) Insurance Companies		0	0	0	0	0	0.0000	0	0	0	0.0000	0	0.0000	0	0.0000	NA	NA	0
(h) Provident Funds/ Pension Funds		0	0	0	0	0	0.0000	0	0	0	0.0000	0	0.0000	0	0.0000	NA	NA	0
<b>SUB TOTAL (B)(1)</b>		<b>7</b>	<b>46545</b>	<b>0</b>	<b>0</b>	<b>46545</b>	<b>0.3493</b>	<b>46545</b>	<b>0</b>	<b>46545</b>	<b>0.3493</b>	<b>0</b>	<b>0.3493</b>	<b>0</b>	<b>0.0000</b>	<b>NA</b>	<b>NA</b>	<b>42645</b>
<b>2 Central / State government(s)</b>																		
(a) Central Government/ State Government(s)/President of India		0	0	0	0	0	0.0000	0	0	0	0.0000	0	0.0000	0	0.0000	NA	NA	0
<b>SUB TOTAL (B)(2)</b>		<b>0</b>	<b>0</b>	<b>0</b>	<b>0</b>	<b>0</b>	<b>0.0000</b>	<b>0</b>	<b>0</b>	<b>0</b>	<b>0.0000</b>	<b>0</b>	<b>0.0000</b>	<b>0</b>	<b>0.0000</b>	<b>NA</b>	<b>NA</b>	<b>0</b>
<b>3 Non-institutions</b>																		
(a. 1) Individuals - i. Individual shareholders holding nominal share capital up to Rs. 2 lakhs.		4268	1277060	0	0	1277060	9.5841	1277060	0	1277060	9.5841	0	9.5841	0	0.0000	NA	NA	1116060
(a. 2) INDIVIDUAL - ii. Individual shareholders holding nominal share capital in excess of Rs. 2 lakhs.		12	803993	0	0	803993	6.0338	803993	0	803993	6.0338	0	6.0338	0	0.0000	NA	NA	803993
ANKUR PODDAR	ANKPP5447R	1	148109	0	0	148109	1.1115	148109	0	148109	1.1115	0	1.1115	0	0.0000	NA	NA	148109
(b) NBFCs registered with RBI		0	0	0	0	0	0.0000	0	0	0	0.0000	0	0.0000	0	0.0000	NA	NA	0
(c) Employee Trusts		0	0	0	0	0	0.0000	0	0	0	0.0000	0	0.0000	0	0.0000	NA	NA	0
(d) Overseas Depositories (holding DRs) (balancing figure)		0	0	0	0	0	0.0000	0	0	0	0.0000	0	0.0000	0	0.0000	NA	NA	0
(e) Any Other(BODIES CORPORATE)		77	1296328	0	0	1296328	9.7287	1296328	0	1296328	9.7287	0	9.7287	0	0.0000	NA	NA	1287128
HALIFAX PROPERTIES INVESTMENT PRIVATE LIMITED	AAACH8156M	1	244340	0	0	244340	1.8337	244340	0	244340	1.8337	0	1.8337	0	0.0000	NA	NA	244340
PRIYA LIMITED	AAACP2210Q	1	900000	0	0	900000	6.7543	900000	0	900000	6.7543	0	6.7543	0	0.0000	NA	NA	900000
(e) Any Other(CLEARING MEMBER)		4	710	0	0	710	0.0053	710	0	710	0.0053	0	0.0053	0	0.0000	NA	NA	710
(e) Any Other(FOREIGN NATIONALS)		7	437600	0	0	437600	3.2841	437600	0	437600	3.2841	0	3.2841	0	0.0000	NA	NA	150100
(e) Any Other(NON RESIDENT INDIANS (NON REPAT))		8	241185	0	0	241185	1.8100	241185	0	241185	1.8100	0	1.8100	0	0.0000	NA	NA	241185
SAROJ BHUWANIA	AAHPB4333N	1	220891	0	0	220891	1.6577	220891	0	220891	1.6577	0	1.6577	0	0.0000	NA	NA	220891
(e) Any Other(NON RESIDENT INDIANS (NRI))		3	176100	0	0	176100	1.3216	176100	0	176100	1.3216	0	1.3216	0	0.0000	NA	NA	0
LOK NATH AGARWALA	-----	1	175000	0	0	175000	1.3133	175000	0	175000	1.3133	0	1.3133	0	0.0000	NA	NA	0
(e) Any Other(NON RESIDENT INDIANS (REPAT))		15	4891654	0	0	4891654	36.7109	4891654	0	4891654	36.7109	0	36.7109	0	0.0000	NA	NA	1016654
AVISHEK SUHASARIA	ALGPS0317K	1	2950000	0	0	2950000	22.1392	2950000	0	2950000	22.1392	0	22.1392	0	0.0000	NA	NA	1000000
NITESH JUTHANI	BAQPJ6405B	1	1925000	0	0	1925000	14.4467	1925000	0	1925000	14.4467	0	14.4467	0	0.0000	NA	NA	0
(e) Any Other(OVERSEAS BODIES CORPORATES)		2	2710600	0	0	2710600	20.3425	2710600	0	2710600	20.3425	0	20.3425	0	0.0000	NA	NA	785600
DAYMOUNT LIMITED	AACCD8014C	1	785600	0	0	785600	5.8958	785600	0	785600	5.8958	0	5.8958	0	0.0000	NA	NA	785600
AUROTECH TECHNOLOGIES DMCC	AAQCA8471L	1	1925000	0	0	1925000	14.4467	1925000	0	1925000	14.4467	0	14.4467	0	0.0000	NA	NA	0
<b>SUB TOTAL (B)(3)</b>		<b>4396</b>	<b>11835230</b>	<b>0</b>	<b>0</b>	<b>11835230</b>	<b>88.8211</b>	<b>11835230</b>	<b>0</b>	<b>11835230</b>	<b>88.8211</b>	<b>0</b>	<b>88.8211</b>	<b>0</b>	<b>0.0000</b>	<b>NA</b>	<b>NA</b>	<b>5401430</b>
<b>Total Public Shareholding (B) = (B)(1)+(B)(2)+(B)(3)</b>		<b>4403</b>	<b>11881775</b>	<b>0</b>	<b>0</b>	<b>11881775</b>	<b>89.1704</b>	<b>11881775</b>	<b>0</b>	<b>11881775</b>	<b>89.1704</b>	<b>0</b>	<b>89.1704</b>	<b>0</b>	<b>0.0000</b>	<b>NA</b>	<b>NA</b>	<b>5444075</b>

Details of the shareholders acting as persons in Concert including their Shareholding (No. and %): 0


Details of Shares which remain unclaimed may be given hear along with details such as number of shareholders, outstanding shares held in demat/unclaimed suspense account, voting rights which are frozen etc.

Note:

(1) PAN would not be displayed on website of Stock Exchange(s).

(2) The above format needs to be disclosed along with the name of following persons:

Institutions/Non Institutions holding more than 1% of total number of shares.



**Table IV - STATEMENT SHOWING SHAREHOLDING PATTERN OF THE NON PROMOTER - NON PUBLIC SHAREHOLDER**

Category & Name of the shareholders (I)	PAN (II)	No. of Share holders (III)	No. of fully paid up equity Share held (IV)	Partly paid-up equity Share held (V)	No.s of shares underlying Depository Receipts (VI)	Total no. shares held (VII)= (IV)+(V)+(VI)	Shareholding % calculated as per SCRR, 19 57) As a % of (A+B+C2) (VIII)	Number of Voting Rights held in each class of securities (IX)			No. of Shares Underlying Outstanding convertible securities (including Warrants) (X)	Total Shareholding, as a % assuming full conversion of convertible securities (as a % of diluted share	Number of Locked in shares (XII)		Number of Shares pledged or otherwise encumbered (XIII)		Number of equity shares held in dematerialized form (XIV)		
								No of Voting Rights		Total as a % of (A+B+C)			No. (a)	As a % of total shares held (b)	No. (Not applicable) (a)	As a % of total shares held (Not applicable) (b)			
								Class Equity x	Class Others y									Total	
1 Custodian/DR Holder			0	0	0	0	0.0000	0	0	0	0.0000	0	0.0000	0	0.0000	NA	NA	0	
<b>Total Non Promoter-Non Public Shareholding (C)=(C)(1)+(C)(2)</b>			0	0	0	0	0.0000	0	0	0	0.0000	0	0.0000	0	0.0000	NA	NA	0	
<b>Note</b>																			
(1) PAN would not be displayed on website of Stock Exchange(s).																			
(2) The above format needs to disclose name of all holders holding more than 1% of total number of shares.																			
(3) W.r.t. the information pertaining to Depository Receipts, the same may be disclosed in the respective columns to the extent information available.																			




Table V - STATEMENT SHOWING DETAILS OF SIGNIFICANT BENEFICIAL OWNERS

Sr. No	Details of the significant beneficial owner (I)			Details of the registered owner (II)			Details of holding/ exercise of right of the SBO in the reporting company, whether direct or indirect *: (III) Whether by virtue of:					Date of creation / acquisition of significant beneficial interest* (IV)	
	Name	PAN/Passport No. in case of a foreign national	Nationality	Name	PAN/Passport No. in case of a foreign national	Nationality	Shares %	Voting rights %	Rights on distributable dividend or any other distribution	Exercise of control	Exercise of significant influence		

