


Introductory sub-table (I)(a)

Name of the Company: VXL INSTRUMENTS LIMITED			
Scrip Code, Name of the scrip, class of security: EQUITY			
Quarter ended: 31st December, 2012			
Partly paid-up shares:-			
	No. of partly paid-up shares	As a % of total no. of partly paid-up shares	As a % of total no. of shares of the company
Held by promoter/promoter group	0	0	0
Held by public	27,500	100	0.21
Total - D	27,500	100	0.21
Outstanding convertible securities:-			
	No. of outstanding securities	As a % of total no. of outstanding convertible securities	As a % of total no. of shares of the company, assuming full conversion of the convertible securities
Held by promoter/promoter group	0	0	0
Held by public	0	0	0
Total - E	0	0	0
Warrants:-			
	No. of warrants	As a % of total no. of warrants	As a % of total no. of shares of the company, assuming full conversion of warrants
Held by promoter/promoter group	0	0	0
Held by public	0	0	0
Total - F	0	0	0
Total paid-up capital of the company, assuming full conversion of warrants and convertible securities			
	13,350,000		


For VXL Instruments Limited



Statement Showing Shareholding Pattern

Category code	Category of Shareholder	Number of Shareholders	Table (I)(a)		Total shareholding as a percentage of total number of shares		Shares Pledged or otherwise encumbered		
			Total number of shares	Number of shares held in dematerialized form	As a percentage of (A+B) <sup>1</sup>	As a percentage of (A+B+C)	Number of shares	As a percentage	
									(IV)
(I)	(II)	(III)	(IV)	(V)	(VI)	(VII)	(VIII)	(IX)= (VIII)/(IV)*100	
(A)	Shareholding of Promoter and Promoter Group <sup>2</sup>								
1	Indian								
(a)	Individuals/ Hindu Undivided Family								
(b)	Central Government/ State Government(s)	13	1,430,120	1,430,120	10.73	10.73	0	0.00	
(c)	Bodies Corporate								
(d)	Financial Institutions/ Banks								
(e)	Any Others(Specify)								
	Sub Total(A)(1)	13	1,430,120	1,430,120	10.73	10.73	0	0.00	
2	Foreign								
a	Individuals (Non-Residents Individuals/ Foreign Individuals)								
b	Bodies Corporate								
c	Institutions								
d	Any Others(Specify)								
	Sub Total(A)(2)	0	0	0	0.00	0.00	0	0.00	
	Total Shareholding of Promoter and Promoter Group (A)= (A)(1)+(A)(2)	13	1,430,120	1,430,120	10.73	10.73	0	0.00	
(B)	Public shareholding								

For VXL Instruments Limited



I	Institutions							
(a)	Mutual Funds/ UTI	4	3,000	0	0.02	0.02	0	0.00
(b)	Financial Institutions/ Banks	2	900	0	0.01	0.01	0	0.00
(c)	Central Government/ State Government(s)	0	0	0	0.00	0.00	0	0.00
(d)	Venture Capital Funds	0	0	0	0.00	0.00	0	0.00
(e)	Insurance Companies	0	0	0	0.00	0.00	0	0.00
(f)	Foreign Institutional Investors	1	48,150	48,150	0.36	0.36	0	0.00
(g)	Foreign Venture Capital Investors	0	0	0	0.00	0.00	0	0.00
(h)	Any Other (specify)	0	0	0	0.00	0.00	0	0.00
(h-i)								
(h-ii)								
	Sub-Total (B)(1)	7	52,050	48,150	0.39	0.39	0	0.00
B 2	Non-institutions							
(a)	Bodies Corporate	127	1,641,525	1,632,325	12.32	12.32	0	0.00
(b)	Individuals							
	Individuals -i. Individual shareholders holding nominal share capital up to Rs 1 lakh							
I		4,770	1,152,680	982,198	8.65	8.65	0	0.00
II	ii. Individual shareholders holding nominal share capital in excess of Rs. 1 lakh.							
		24	825,907	825,907	6.20	6.20	0	0.00
(c)	Any Other (specify)	-	-	-	0.00	-	-	-
(c-i)	Clearing Member	2	350	350	0.00	0.00	0	0.00
(c-ii)	Foreign Nationals	7	437,600	150,100	3.28	3.28	0	0.00
(c - iii)	Non Resident Indians (Repat)	22	196,668	20,568	1.48	1.48	0	0.00
(c -iv)	Foreign Body Corporate	4	7,585,600	1,785,600	56.94	56.94	0	0.00
	Sub-Total (B)(2)	4,956	11,840,330	5,397,048	88.87	88.87	0	0.00
(B)	Total Public Shareholding (B)= (B)(1)+(B)(2)	4,963	11,892,380	5,445,198	89.27	89.27	0	0.00

For VXL Instruments Limited

	TOTAL (A)+(B)	4,976	13,322,500	6,875,318	100.00	100.00	0	0.00
(C)	Shares held by Custodians and against which Depository Receipts have been issued							
1	Promoter and Promoter Group	0	0	0	0	0.00	0	0.00
2	Public	0	0	0	0	0.00	0	0.00
	Sub-Total (C)	0	0	0	0	0.00	0	0.00
	GRAND TOTAL (A)+(B)+(C)	4,976	13,322,500	6,875,318	100	100.00	0	0.00

For VXL Instruments Limited

  
Narayana Bhat  
CFO & Company Secretary

(I)(b) Statement showing holding of securities (including shares, warrants, convertible securities) of persons belonging to the category "Promoter and Promoter Group"

Sr. No.	Name of the shareholder	Details of Shares held		Encumbered shares (*)			Details of warrants		Details of convertible securities		Total shares (including underlying shares assuming full conversion of warrants and convertible securities) as a % of diluted share capital
		Number of shares held	As a % of grand total (A)+(B)+(C)	No.	As a percentage	As a % of grand total (A)+(B)+(C) of sub-clause (I)(a)	Number of warrants held	As a % total number of warrants of the same class	Number of convertible securities held	As a % total number of convertible securities of the same class	
(I)	(II)	(III)	(IV)	(V)	(VI)=(V)/(III)*100	(VII)	(VIII)	(IX)	(X)	(XI)	(XII)
1	Laxmi Jagadish Mundkur	359,000	2.69	0	0.00	0.00	0	0	0	0	
2	Kumar Shyam	310,080	2.33	0	0.00	0.00	0	0	0	0	
3	M V Nagaraj	202,840	1.52	0	0.00	0.00	0	0	0	0	
4	Pravina V Shetty	263,880	1.98	0	0.00	0.00	0	0	0	0	
5	Kumar Shyam	77,820	0.58	0	0.00	0.00	0	0	0	0	
6	M V Nagaraj	52,700	0.40	0	0.00	0.00	0	0	0	0	
7	A V Kasargod	100	0.00	0	0.00	0.00	0	0	0	0	
8	M V Nagaraj	50,500	0.38	0	0.00	0.00	0	0	0	0	
9	Jayalakshmi Shyam	16,640	0.12	0	0.00	0.00	0	0	0	0	
10	Ridhima V Shetty	16,000	0.12	0	0.00	0.00	0	0	0	0	
11	Laxmi Jagadish Mundkur	41,440	0.31	0	0.00	0.00	0	0	0	0	
12	Rishab Shetty	100	0.00	0	0.00	0.00	0	0	0	0	
13	Deviyani Deruz	9,100	0.07	0	0.00	0.00	0	0	0	0	
14	M V Shetty	29,920	0.22	0	0.00	0.00	0	0	0	0	
TOTAL		1,430,120	10.73	0	0.00	0.00	0	0	0	0	0

(\*) The term "encumbrance" has the same meaning as assigned to it in regulation 28(3) of the SAST Regulations, 2011

For VXL Instruments Limited

  
Narayan Bhat

(I)(c)(i) Statement showing holding of securities (including shares, warrants, convertible securities) of persons belonging to the category “Public” and holding more than 1% of the total number of shares

Sr. No.	Name of the shareholder	Number of shares held	Shares as a percentage of total number of shares {i.e., Grand Total (A)+(B)+(C) indicated in Statement at para (I)(a) above}	Details of warrants		Details of convertible securities		Total shares (including underlying shares assuming full conversion of warrants and convertible securities) as a % of diluted share capital
				Number of warrants held	As a % total number of warrants of the same class	Number of convertible securities held	% w.r.t total number of convertible securities of the same class	
1	Tefuli Limited	1,950,000	14.64	0	0	0	0	
2	Tintur Investments Ltd	1,925,000	14.45	0	0		0	
3	Breeztop Investments Ltd	1,925,000	14.45	0	0		0	
4	Daymount Limited	1,785,600	13.40	0	0		0	
5	Priya Limited	900,000	6.76	0	0		0	
6	Saroj Bhuwani	215,141	1.61	0	0		0	
7	Loknath Agarwala	175,000	1.31	0	0		0	
8	Halifax Properties Investment Pvt Ltd	135,761	1.02	0	0		0	
TOTAL		9,011,502	67.64	0	0	0	0	0

For VXL Instruments Limited

Director

(I)(c)(ii) Statement showing holding of securities (including shares, warrants, convertible securities) of persons (together with PAC) belonging to the category "Public" and holding more than 5% of the total number of shares of the company


Sr. No.	Name(s) of the shareholder(s) and the Persons Acting in Concert (PAC) with them	Number of shares	Shares as a percentage of total number of shares {i.e., Grand Total (A)+(B)+(C) indicated in Statement at para (I)(a) above}	Details of warrants		Details of convertible securities		Total shares (including underlying shares assuming full conversion of warrants and convertible securities) as a % of diluted share capital
				Number of warrants	As a % total number of warrants of the same class	Number of convertible securities held	% w.r.t total number of convertible securities of the same class	
1	Tefuli Limited	1,950,000	14.64	0	0	0	0	
2	Tintur Investments Ltd	1,925,000	14.45	0	0	0	0	
3	Breeztop Investments Ltd	1,925,000	14.45	0	0	0	0	
4	Daymount Limited	1,785,600	13.40	0	0	0	0	
5	Priya Limited	900,000	6.76	0	0	0	0	
TOTAL		8,485,600	63.69	0	0	0	0	0

For VXT Instruments Limited

  
Narayana Eha  
C.O & Company Secretary

(I)(d) Statement showing details of locked-in shares

Sr. No.	Name of the shareholder	Number of locked-in shares	Locked-in shares as a percentage of total number of shares {i.e., Grand Total (A)+(B)+(C) indicated in Statement at para (I)(a) above}
	Not Applicable	NIL	NIL
TOTAL		NIL	NIL

*For VXL Instruments Limited*  
  
*Narayana Dhat*  
*CFO & Company Secretary*