


Introductory sub-table (I)(a)

Name of the Company: VXL INSTRUMENTS LIMITED			
Scrip Code, Name of the scrip, class of security: EQUITY			
Quarter ended: 31st March, 2015			
Partly paid-up shares:-			
	No. of partly paid-up shares	As a % of total no. of partly paid-up shares	As a % of total no. of shares of the company
Held by promoter/promoter group	0	0	0
Held by public	27,500	100	0.21
Total - D	27,500	100	0.21
Outstanding convertible securities:-			
	No. of outstanding securities	As a % of total no. of outstanding convertible securities	As a % of total no. of shares of the company, assuming full conversion of the convertible securities
Held by promoter/promoter group	0	0	0
Held by public	0	0	0
Total - E	0	0	0
Warrants:-			
	No. of warrants	As a % of total no. of warrants	As a % of total no. of shares of the company, assuming full conversion of warrants
Held by promoter/promoter group	0	0	0
Held by public	0	0	0
Total - F	0	0	0
Total paid-up capital of the company, assuming full conversion of warrants and convertible securities			
		1,33,50,000	

For VXL Instruments Limited


 Natayana Bha
 CFO & Company Secretary

Statement Showing Shareholding Pattern

Category code	Category of Shareholder	Number of Shareholders	Table (I)(a)		Total shareholding as a percentage of total number of shares		Shares Pledged or otherwise encumbered	
			Total number of shares	Number of shares held in dematerialized form	As a percentage of (A+B) ¹	As a percentage of (A+B+C)	Number of shares	As a percentage
			(IV)	(V)	(VI)	(VII)	(VIII)	(IX) = (VIII)/(IV)*100
(A)	Shareholding of Promoter and Promoter Group ²							
1	Indian							
(a)	Individuals/ Hindu Undivided Family							
		12	14,43,430	14,43,430	10.83	10.83	0	0.00
(b)	Central Government/ State Government(s)							
(c)	Bodies Corporate							
(d)	Financial Institutions/ Banks							
(e)	Any Others(Specify)							
	Sub Total(A)(1)	12	14,43,430	14,43,430	10.83	10.83	0	0.00
2	Foreign							
a	Individuals (Non-Residents Individuals/ Foreign Individuals)							
b	Bodies Corporate							
c	Institutions							
d	Any Others(Specify)							
	Sub Total(A)(2)	0	0	0	0.00	0.00	0	0.00
	Total Shareholding of Promoter and Promoter Group (A)= (A)(1)+(A)(2)	12	14,43,430	14,43,430	10.83	10.83	0	0.00
(B)	Public shareholding							
1	Institutions							
(a)	Mutual Funds/ UTI	4	3,000	0	0.02	0.02	0	0.00

For XX Instruments Limited
 Name _____
 CFO

(b)	Financial Institutions / Banks	2	900	0	0.01	0.01	0	0.00
(c)	Central Government/ State Government(s)	0	0	0	0.00	0.00	0	0.00
(d)	Venture Capital Funds	0	0	0	0.00	0.00	0	0.00
(e)	Insurance Companies	0	0	0	0.00	0.00	0	0.00
(f)	Foreign Institutional Investors	1	42,645	42,645	0.32	0.32	0	0.00
(g)	Foreign Venture Capital Investors	0	0	0	0.00	0.00	0	0.00
(h)	Any Other (specify)	0	0	0	0.00	0.00	0	0.00
(h-i)								
(h-ii)								
	Sub-Total (B)(1)	7	46,545	42,645	0.35	0.35	0	0.00
B 2	Non-institutions							
(a)	Bodies Corporate	105	15,73,471	15,64,271	11.81	11.81	0	0.00
(b)	Individuals							
	Individuals -i. Individual shareholders holding nominal share capital up to Rs 1 lakh							
I		4,623	11,20,012	9,53,830	8.41	8.41	0	0.00
II	ii. Individual shareholders holding nominal share capital in excess of Rs. 1 lakh.							
		28	9,08,698	9,08,698	6.82	6.82	0	0.00
(c)	Any Other (specify)	-	-	-	0.00	-	-	-
(c-i)	Clearing Member	1	296	296	0.00	0.00	0	0.00
(c-ii)	Foreign Nationals	7	4,37,600	1,50,100	3.28	3.28	0	0.00
(c - iii)	Non Resident Indians (Repat)	24	2,06,848	30,748	1.55	1.55	0	0.00
(c -iv)	Foreign Body Corporate	4	75,85,600	17,85,600	56.94	56.94	0	0.00
	Sub-Total (B)(2)	4,792	1,18,32,525	53,93,543	88.82	88.82	0	0.00
(B)	Total Public Shareholding (B)= (B)(1)+(B)(2)	4,799	1,18,79,070	54,36,188	89.17	89.17	0	0.00
	TOTAL (A)+(B)	4,811	1,33,22,500	68,79,618	100.00	100.00	0	0.00

For VV Investments Limited

[Signature]
 Name of the Director
 VV Investments Limited

(C)	Shares held by Custodians and against which Depository Receipts have been issued							
1	Promoter and Promoter Group	0	0	0	0	0.00	0	0.00
2	Public	0	0	0	0	0.00	0	0.00
	Sub-Total (C)	0	0	0	0	0.00	0	0.00
	GRAND TOTAL (A)+(B)+(C)	4,811	1,33,22,500	68,79,618	100	100.00	0	0.00

For VVI Instruments Limited

Narayan
CFO & Company Secretary

(I)(b) Statement showing holding of securities (including shares, warrants, convertible securities) of persons belonging to the category "Promoter and Promoter Group"

Sr. No.	Name of the shareholder	Details of Shares held		Encumbered shares (*)		Details of warrants		Details of convertible securities		Total shares (including underlying shares assuming full conversion of warrants and convertible securities) as a % of diluted share capital	
		Number of shares held	As a % of grand total (A)+(B)+(C)	No.	As a percentage	As a % of grand total (A)+(B)+(C) of sub-clause (I)(a)	Number of warrants held	As a % total number of warrants of the same class	Number of convertible securities held		As a % total number of convertible securities of the same class
(I)	(II)	(III)	(IV)	(V)	(VI)=(V)/(III)*100	(VII)	(VIII)	(IX)	(X)	(XI)	(XII)
1	Laxmi Jagadish Mundkur	4,00,740	3.01	0	0.00	0.00	0	0	0	0	
2	Kumar Shyam	3,10,080	2.33	0	0.00	0.00	0	0	0	0	
3	Madireddy V Nagaraj	2,66,350	2.00	0	0.00	0.00	0	0	0	0	
4	Pravina V Shetty	2,63,880	1.98	0	0.00	0.00	0	0	0	0	
5	Kumar Shyam	77,820	0.58	0	0.00	0.00	0	0	0	0	
6	Madireddy V. Nagaraj	52,700	0.40	0	0.00	0.00	0	0	0	0	
7	A V Kasargod	100	0.00	0	0.00	0.00	0	0	0	0	
8	Jayalakshmi Shyam	16,640	0.12	0	0.00	0.00	0	0	0	0	
9	Ridhima V Shetty	16,000	0.12	0	0.00	0.00	0	0	0	0	
10	Rishab Shetty	100	0.00	0	0.00	0.00	0	0	0	0	
11	Deviyani Dcruz	9,100	0.07	0	0.00	0.00	0	0	0	0	
12	M V Shetty	29,920	0.22	0	0.00	0.00	0	0	0	0	
TOTAL		14,43,430	10.83	0	0.00	0.00	0	0	0	0	0

(*) The term "encumbrance" has the same meaning as assigned to it in regulation 28(3) of the SAST Regulations, 2011

For VVI Instruments Limited

CEO & Company Secretary

(I)(c)(i) Statement showing holding of securities (including shares, warrants, convertible securities) of persons belonging to the category "Public" and holding more than 1% of the total number of shares

Sr. No.	Name of the shareholder	Number of shares held	Shares as a percentage of total number of shares {i.e., Grand Total (A)+(B)+(C) indicated in Statement at para (I)(a) above}	Details of warrants		Details of convertible securities		Total shares (including underlying shares assuming full conversion of warrants and convertible securities) as a % of diluted share capital
				Number of warrants held	As a % of total number of warrants of the same class	Number of convertible securities held	% w.r.t total number of convertible securities of the same class	
1	Tefuli Limited	19,50,000	14.64	0	0	0	0	
2	Tintur Investments Ltd	19,25,000	14.45	0	0		0	
3	Breetop Investments Ltd	19,25,000	14.45	0	0		0	
4	Daymount Limited	17,85,600	13.40	0	0		0	
5	Priya Limited	9,00,000	6.76	0	0		0	
6	Saroj Bhuwania	2,15,141	1.61	0	0		0	
7	Loknath Agarwala	1,75,000	1.31	0	0		0	
TOTAL		88,75,741	66.62	0	0	0	0	0


For VXL Instruments Limited

Narayan
Narayan
CEO & Chairman

(I)(c)(ii) Statement showing holding of securities (including shares, warrants, convertible securities) of persons (together with PAC) belonging to the category "Public" and holding more than 5% of the total number of shares of the company

Sr. No.	Name(s) of the shareholder(s) and the Persons Acting in Concert (PAC) with them	Number of shares	Shares as a percentage of total number of shares {i.e., Grand Total (A)+(B)+(C) indicated in Statement at para (I)(a) above}	Details of warrants		Details of convertible securities		Total shares (including underlying shares assuming full conversion of warrants and convertible securities) as a % of diluted share capital
				Number of warrants	As a % total number of warrants of the same class	Number of convertible securities held	% w.r.t total number of convertible securities of the same class	
1	Tefuli Limited	19,50,000	14.64	0	0	0	0	
2	Tintur Investments Ltd	19,25,000	14.45	0	0	0	0	
3	Breezetop Investments Ltd	19,25,000	14.45	0	0	0	0	
4	Daymount Limited	17,85,600	13.40	0	0	0	0	
5	Priya Limited	9,00,000	6.76	0	0	0	0	
TOTAL		84,85,600	63.69	0	0	0	0	0


For VXY Investments Limited


Narayana B.
CEO & Company

(I)(d) Statement showing details of locked-in shares

Sr. No.	Name of the shareholder	Number of locked-in shares	Locked-in shares as a percentage of total number of shares {i.e., Grand Total (A)+(B)+(C) indicated in Statement at para (I)(a) above}
	Not Applicable	NIL	NIL
TOTAL		NIL	NIL

For VVI Instruments Limited



Narayana B.
 CFO & Company Secretary