


Introductory sub-table (I)(a)


Name of the Company: VXL INSTRUMENTS LIMITED			
Scrip Code, Name of the scrip, class of security: EQUITY			
Quarter ended: 30th June, 2012			
Partly paid-up shares:-			
	No. of partly paid-up shares	As a % of total no. of partly paid-up shares	As a % of total no. of shares of the company
Held by promoter/promoter group	0	0	0
Held by public	27,500	100	0.21
Total - D	27,500	100	0.21
Outstanding convertible securities:-			
	No. of outstanding securities	As a % of total no. of outstanding convertible securities	As a % of total no. of shares of the company, assuming full conversion of the convertible securities
Held by promoter/promoter group	0	0	0
Held by public	0	0	0
Total - E	0	0	0
Warrants:-			
	No. of warrants	As a % of total no. of warrants	As a % of total no. of shares of the company, assuming full conversion of warrants
Held by promoter/promoter group	0	0	0
Held by public	0	0	0
Total - F	0	0	0
Total paid-up capital of the company, assuming full conversion of warrants and convertible securities			
			13,350,000

For VXL Instruments Limited

Narayana Bhat
CFO & Company Secretary

Statement Showing Shareholding Pattern

Category code	Category of Shareholder	Number of Shareholders	Table (I)(a)		Total shareholding as a percentage of total number of shares		Shares Pledged or otherwise encumbered	
			Total number of shares	Number of shares held in dematerialized form	As a percentage of (A+B) ¹	As a percentage of (A+B+C)	Number of shares	As a percentage
(I)	(II)	(III)	(IV)	(V)	(VI)	(VII)	(VIII)	(IX)= (VIII)/(IV)*100
(A)	Shareholding of Promoter and Promoter Group ²							
1	Indian							
(a)	Individuals/ Hindu Undivided Family	13	1,421,020	1,421,020	10.67	10.67	0	0.00
(b)	Central Government/ State Government(s)							
(c)	Bodies Corporate							
(d)	Financial Institutions/ Banks							
(e)	Any Others(Specify)							
	Sub Total(A)(1)	13	1,421,020	1,421,020	10.67	10.67	0	0.00
2	Foreign							
a	Individuals (Non-Residents Individuals/ Foreign Individuals)							
b	Bodies Corporate							
c	Institutions							
d	Any Others(Specify)							
	Sub Total(A)(2)	0	0	0	0.00	0.00	0	0.00
	Total Shareholding of Promoter and Promoter Group (A)= (A)(1)+(A)(2)	13	1,421,020	1,421,020	10.67	10.67	0	0.00
(B)	Public shareholding							

For VRL Instruments Limited


 Narayan Bhat
 CFO & Company Secretary

I	Institutions								
(a)	Mutual Funds/ UTI	4	3,000	0	0.02	0.02	0	0.00	
(b)	Financial Institutions/ Banks	2	900	0	0.01	0.01	0	0.00	
(c)	Central Government/ State Government(s)	0	0	0	0.00	0.00	0	0.00	
(d)	Venture Capital Funds	0	0	0	0.00	0.00	0	0.00	
(e)	Insurance Companies	0	0	0	0.00	0.00	0	0.00	
(f)	Foreign Institutional Investors	1	48,150	48,150	0.36	0.36	0	0.00	
(g)	Foreign Venture Capital Investors	0	0	0	0.00	0.00	0	0.00	
(h)	Any Other (specify)	0	0	0	0.00	0.00	0	0.00	
(h-i)									
(h-ii)									
	Sub-Total (B)(1)	7	52,050	48,150	0.39	0.39	0	0.00	
B 2	Non-institutions								
(a)	Bodies Corporate	131	1,645,547	1,636,347	12.35	12.35	0	0.00	
(b)	Individuals								
	Individuals -i. Individual shareholders holding nominal share capital up to Rs 1 lakh								
I		4,809	1,171,799	1,000,317	8.80	8.80	0	0.00	
II	ii. Individual shareholders holding nominal share capital in excess of Rs. 1 lakh.								
		23	812,216	812,216	6.10	6.10	0	0.00	
(c)	Any Other (specify)	-	-	-	-	-	-	-	
(c-i)	Clearing Member	-	-	-	0.00	0.00	0	#DIV/0!	
(c-ii)	Foreign Nationals	7	437,600	150,100	3.28	3.28	0	0.00	
(c - iii)	Non Resident Indians (Repat)	22	196,668	20,568	1.48	1.48	0	0.00	
(c -iv)	Foreign Body Corporate	4	7,585,600	1,785,600	56.94	56.94	0	0.00	
	Sub-Total (B)(2)	/ 4,996	11,849,430	5,405,148	88.94	88.94	0	0.00	
(B)	Total Public Shareholding (B)= (B)(1)+(B)(2)	5,003	11,901,480	5,453,298	89.33	89.33	0	0.00	


For VXL Instruments Limited

Narayan Bhat
CEO & Company Secretary

(I)(b) Statement showing holding of securities (including shares, warrants, convertible securities) of persons belonging to the category "Promoter and Promoter Group"

Sr. No.	Name of the shareholder	Details of Shares held		Encumbered shares (*)			Details of warrants		Details of convertible securities		Total shares (including underlying shares assuming full conversion of warrants and convertible securities) as a % of diluted share capital
		Number of shares held	As a % of grand total (A)+(B)+(C)	No.	As a percentage	As a % of grand total (A)+(B)+(C) of sub-clause (I)(a)	Number of warrants held	As a % total number of warrants of the same class	Number of convertible securities held	As a % total number of convertible securities of the same class	
(I)	(II)	(III)	(IV)	(V)	(VI)=(V)/(III)*100	(VII)	(VIII)	(IX)	(X)	(XI)	(XII)
1	Laxmi Jagadish Mundkur	359,000	2.69	0	0.00	0.00	0	0	0	0	
2	Kumar Shyam	310,080	2.33	0	0.00	0.00	0	0	0	0	
3	M V Nagaraj	202,840	1.52	0	0.00	0.00	0	0	0	0	
4	Pravina V Shetty	263,880	1.98	0	0.00	0.00	0	0	0	0	
5	Kumar Shyam	77,820	0.58	0	0.00	0.00	0	0	0	0	
6	M V Nagaraj	52,700	0.40	0	0.00	0.00	0	0	0	0	
7	A V Kasargod	100	0.00	0	0.00	0.00	0	0	0	0	
8	M V Nagaraj	50,500	0.38	0	0.00	0.00	0	0	0	0	
9	Jayalakshmi Shyam	16,640	0.12	0	0.00	0.00	0	0	0	0	
10	Ridhima V Shetty	16,000	0.12	0	0.00	0.00	0	0	0	0	
11	Laxmi Jagadish Mundkur	41,440	0.31	0	0.00	0.00	0	0	0	0	
12	Rishab Shetty	100	0.00	0	0.00	0.00	0	0	0	0	
13	M V Shetty	29,920	0.22	0	0.00	0.00	0	0	0	0	
TOTAL		1,421,020	10.67	0	0.00	0.00	0	0	0	0	0

(*) The term "encumbrance" has the same meaning as assigned to it in regulation 28(3) of the SAST Regulations, 2011

For VIL Instruments Limited

 Narayana Bhat
 CFO & Company Secretary

