

## Introductory sub-table (I)(a)

Name of the Company: VXL INSTRUMENTS LIMITED			
Scrip Code, Name of the scrip, class of security: EQUITY			
Quarter ended: 30th Sept, 2014			
Partly paid-up shares:-			
	No. of partly paid-up shares	As a % of total no. of partly paid-up shares	As a % of total no. of shares of the company
Held by promoter/promoter group	0	0	0
Held by public	27,500	100	0.21
Total - D	27,500	100	0.21
Outstanding convertible securities:-			
	No. of outstanding securities	As a % of total no. of outstanding convertible securities	As a % of total no. of shares of the company, assuming full conversion of the convertible securities
Held by promoter/promoter group	0	0	0
Held by public	0	0	0
Total - E	0	0	0
Warrants:-			
	No. of warrants	As a % of total no. of warrants	As a % of total no. of shares of the company, assuming full conversion of warrants
Held by promoter/promoter group	0	0	0
Held by public	0	0	0
Total - F	0	0	0
Total paid-up capital of the company, assuming full conversion of warrants and convertible securities	13,350,000		

**For VXL Instruments Limited**

*Narayana Bhat*  
**CFO & Company Secretary**

Statement Showing Shareholding Pattern								
Category code	Category of Shareholder	Number of Shareholders	Table (I)(a)		Total shareholding as a percentage of total number of shares		Shares Pledged or otherwise encumbered	
			Total number of shares	Number of shares held in dematerialized form	As a percentage of (A+B) <sup>1</sup>	As a percentage of (A+B+C)	Number of shares	As a percentage
(I)	(II)	(III)	(IV)	(V)	(VI)	(VII)	(VIII)	(IX)= (VIII)/(IV)*100
(A)	Shareholding of Promoter and Promoter Group <sup>2</sup>							
1	Indian							
(a)	Individuals/ Hindu Undivided Family							
		12	1,430,420	1,430,420	10.74	10.74	0	0.00
(b)	Central Government/ State Government(s)							
(c)	Bodies Corporate							
(d)	Financial Institutions/ Banks							
(e)	Any Others(Specify)							
	Sub Total(A)(1)	12	1,430,420	1,430,420	10.74	10.74	0	0.00
2	Foreign							
a	Individuals (Non-Residents Individuals/ Foreign Individuals)							
b	Bodies Corporate							
c	Institutions							
d	Any Others(Specify)							
	Sub Total(A)(2)	0	0	0	0.00	0.00	0	0.00
	Total Shareholding of Promoter and Promoter Group (A)= (A)(1)+(A)(2)	12	1,430,420	1,430,420	10.74	10.74	0	0.00
(B)	Public shareholding							

For VXL Instruments Limited


Narayana

1	Institutions							
(a)	Mutual Funds/ UTI	4	3,000	0	0.02	0.02	0	0.00
(b)	Financial Institutions/ Banks	2	900	0	0.01	0.01	0	0.00
(c)	Central Government/ State Government(s)	0	0	0	0.00	0.00	0	0.00
(d)	Venture Capital Funds	0	0	0	0.00	0.00	0	0.00
(e)	Insurance Companies	0	0	0	0.00	0.00	0	0.00
(f)	Foreign Institutional Investors	1	42,645	42,645	0.32	0.32	0	0.00
(g)	Foreign Venture Capital Investors	0	0	0	0.00	0.00	0	0.00
(h)	Any Other (specify)	0	0	0	0.00	0.00	0	0.00
(h-i)								
(h-ii)								
	Sub-Total (B)(1)	7	46,545	42,645	0.35	0.35	0	0.00
B 2	Non-institutions							
(a)	Bodies Corporate	116	1,588,805	1,579,605	11.93	11.93	0	0.00
(b)	Individuals							
	Individuals -i. Individual shareholders holding nominal share capital up to Rs 1 lakh							
I		4,674	1,140,641	973,659	8.56	8.56	0	0.00
II	ii. Individual shareholders holding nominal share capital in excess of Rs. 1 lakh.							
		27	885,977	885,977	6.65	6.65	0	0.00
(c)	Any Other (specify)	-	-	-	0.00	-	-	-
(c-i)	Clearing Member	-	-	-	0.00	0.00	0	0.00
(c-ii)	Foreign Nationals	7	437,600	150,100	3.28	3.28	0	0.00
(c - iii)	Non Resident Indians (Repat)	24	206,912	30,812	1.55	1.55	0	0.00
(c -iv)	Foreign Body Corporate	4	7,585,600	1,785,600	56.94	56.94	0	0.00
	Sub-Total (B)(2)	4,852	11,845,535	5,405,753	88.91	88.91	0	0.00
(B)	Total Public Shareholding (B)= (B)(1)+(B)(2)	4,859	11,892,080	5,448,398	89.26	89.26	0	0.00

For VXL Instruments Limited

Narayana D.

	TOTAL (A)+(B)	4,871	13,322,500	6,878,818	100.00	100.00	0	0.00
(C)	Shares held by Custodians and against which Depository Receipts have been issued							
1	Promoter and Promoter Group	0	0	0	0	0.00	0	0.00
2	Public	0	0	0	0	0.00	0	0.00
	Sub-Total (C)	0	0	0	0	0.00	0	0.00
	GRAND TOTAL (A)+(B)+(C)	4,871	13,322,500	6,878,818	100	100.00	0	0.00

*For* **Investments Limited**  
  
*Na*  
**CEO & Company Secretary**

(I)(b) Statement showing holding of securities (including shares, warrants, convertible securities) of persons belonging to the category "Promoter and Promoter Group"

Sr. No.	Name of the shareholder	Details of Shares held		Encumbered shares (*)			Details of warrants		Details of convertible securities		Total shares (including underlying shares assuming full conversion of warrants and convertible securities) as a % of diluted share capital
		Number of shares held	As a % of grand total (A)+(B)+(C)	No.	As a percentage	As a % of grand total (A)+(B)+(C) of sub-clause (I)(a)	Number of warrants held	As a % total number of warrants of the same class	Number of convertible securities held	As a % total number of convertible securities of the same class	
(I)	(II)	(III)	(IV)	(V)	(VI)=(V)/(III)*100	(VII)	(VIII)	(IX)	(X)	(XI)	(XII)
1	Laxmi Jagadish Mundkur	400,740	3.01	0	0.00	0.00	0	0	0	0	0
2	Kumar Shyam	310,080	2.33	0	0.00	0.00	0	0	0	0	0
3	Madireddy V Nagaraj	253,340	1.90	0	0.00	0.00	0	0	0	0	0
4	Pravina V Shetty	263,880	1.98	0	0.00	0.00	0	0	0	0	0
5	Kumar Shyam	77,820	0.58	0	0.00	0.00	0	0	0	0	0
6	Madireddy V. Nagaraj	52,700	0.40	0	0.00	0.00	0	0	0	0	0
7	A V Kasargod	100	0.00	0	0.00	0.00	0	0	0	0	0
8	Jayalakshmi Shyam	16,640	0.12	0	0.00	0.00	0	0	0	0	0
9	Ridhina V Shetty	16,000	0.12	0	0.00	0.00	0	0	0	0	0
10	Rishab Shetty	100	0.00	0	0.00	0.00	0	0	0	0	0
11	Deviyani Deruz	9,100	0.07	0	0.00	0.00	0	0	0	0	0
12	M V Shetty	29,920	0.22	0	0.00	0.00	0	0	0	0	0
TOTAL		1,430,420	10.74	0	0.00	0.00	0	0	0	0	0

(\*) The term "encumbrance" has the same meaning as assigned to it in regulation 28(3) of the SAST Regulations, 2011

For **PAI Instruments Limited**

Narayana Bha

CEO & Company Secretary

(I)(c)(i) Statement showing holding of securities (including shares, warrants, convertible securities) of persons belonging to the category "Public" and holding more than 1% of the total number of shares


Sr. No.	Name of the shareholder	Number of shares held	Shares as a percentage of total number of shares {i.e., Grand Total (A)+(B)+(C) indicated in Statement at para (I)(a) above}	Details of warrants		Details of convertible securities		Total shares (including underlying shares assuming full conversion of warrants and convertible securities) as a % of diluted share capital
				Number of warrants held	As a % total number of warrants of the same class	Number of convertible securities held	% w.r.t total number of convertible securities of the same class	
1	Tefuli Limited	1,950,000	14.64	0	0	0	0	
2	Tintur Investments Ltd	1,925,000	14.45	0	0		0	
3	Breetop Investments Ltd	1,925,000	14.45	0	0		0	
4	Daymount Limited	1,785,600	13.40	0	0		0	
5	Priya Limited	900,000	6.76	0	0		0	
6	Saroj Bhuwalia	215,141	1.61	0	0		0	
7	Loknath Agarwala	175,000	1.31	0	0		0	
<b>TOTAL</b>		<b>8,875,741</b>	<b>66.62</b>	<b>0</b>	<b>0</b>	<b>0</b>	<b>0</b>	<b>0</b>

*For Tintur Investments Limited*

*Narayan Bhuwalia*  
*CEO & Company Secretary*


(I)(c)(ii) Statement showing holding of securities (including shares, warrants, convertible securities) of persons (together with PAC) belonging to the category "Public" and holding more than 5% of the total number of shares of the company

Sr. No.	Name(s) of the shareholder(s) and the Persons Acting in Concert (PAC) with them	Number of shares	Shares as a percentage of total number of shares {i.e., Grand Total (A)+(B)+(C) indicated in Statement at para (I)(a) above}	Details of warrants		Details of convertible securities		Total shares (including underlying shares assuming full conversion of warrants and convertible securities) as a % of diluted share capital
				Number of warrants	As a % total number of warrants of the same class	Number of convertible securities held	% w.r.t total number of convertible securities of the same class	
1	Tefuli Limited	1,950,000	14.64	0	0	0	0	
2	Tintur Investments Ltd	1,925,000	14.45	0	0	0	0	
3	Breezetop Investments Ltd	1,925,000	14.45	0	0	0	0	
4	Daymount Limited	1,785,600	13.40	0	0	0	0	
5	Priya Limited	900,000	6.76	0	0	0	0	
TOTAL		8,485,600	63.69	0	0	0	0	0

For Tintur Investments Limited  
  
 Narayan Bho  
 CrO & Company Secretary

(I)(d) Statement showing details of locked-in shares

Sr. No.	Name of the shareholder	Number of locked-in shares	Locked-in shares as a percentage of total number of shares {i.e., Grand Total (A)+(B)+(C) indicated in Statement at para (I)(a) above}
	Not Applicable	NIL	NIL
TOTAL		NIL	NIL

**For VXY Instruments Limited**  
  
Narayana Bhar  
CFO & Company Secretary